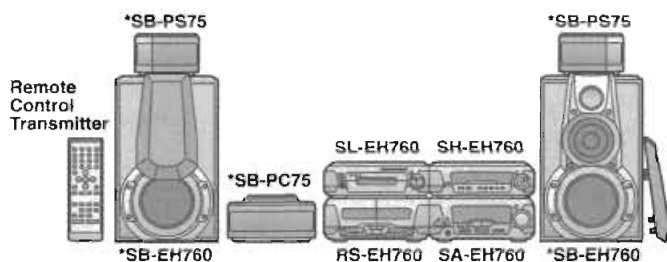
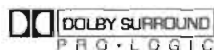


# Service Manual

## Sound Processor



## SH-EH760

Colour

(S).....Silver Type

Area

(E).....Europe.

Because of unique interconnecting cables, when a component requires service, send or bring in the entire system.

System	SC-EH760
Sound Processor	SH-EH760
Tuner/Amplifier	SA-EH760
CD Changer	SL-EH760
Cassette Deck	RS-EH760
Front Speakers*	SB-EH760
Center Speaker*	SB-PC75
Surround Speakers*	SB-PS75

\* : Made in Spain.

## Specifications

### EQ/SFP section

#### MANUAL GEQ:

3-Band parametric EQ Center frequency;

High band 3.5 kHz, 5.3 kHz, 8 kHz, 12.5 kHz  
Mid band 240 Hz, 390 Hz, 630 Hz, 1 kHz,  
1.5 kHz, 2.3 kHz, 3.5 kHz

Low band 70 Hz, 90 Hz, 143 Hz, 240 Hz  
± 1.2, 2.4, 3.6, 4.8, 6 dB

Level control;

#### EQ SPACE mode:

3 modes; HEAVY, CLEAR, HALL

#### 3D acoustic image EQ:

3 modes; AI EQ, 3D AI 1, 3D AI 2

### Pre-amplifier section

Input sensitivity/impedance:

VCR (EXT); 250 mV/15 kΩ

AUX (DVD); 250 mV/15 kΩ

Output level:

VCR REC OUT; 150 mV/1.5 kΩ

### DOLBY PRO LOGIC section

PRO LOGIC mode:

SURROUND NORMAL

CENTER mode:

20 ms (Fixed)

DELAY TIME:

### AV SURROUND section

AV surround mode:

SIMULATED STEREO  
SUPER SURROUND (MUSIC, MOVIE)

### DSP CONTROL section

DSP control mode:

SEAT POSITION  
CENTER FOCUS (1, 2),  
VIRTUAL REAR SURROUND,  
MULTI REAR SURROUND,  
3D ENHANCED SURROUND

### Spectrum Analyzer section

Display mode:

NORMAL, PEAKHOLD, AURORA

### General

Dimensions (W×H×D):

293×89×270 mm

Mass:

1.5 kg

Notes: Specifications are subject to change without notice.

Mass and dimensions are approximate.

Manufactured under license from Dolby Laboratories Licensing Corporation.

DOLBY, the double-D symbol and "PRO LOGIC" are trademarks of Dolby Laboratories Licensing Corporation.

## WARNING

This service information is designed for experienced repair technicians only and is not designed for use by the general public. It does not contain warnings or cautions to advise non-technical individuals of potential dangers in attempting to service a product. Products powered by electricity should be serviced or repaired only by experienced professional technicians. Any attempt to service or repair the product or products dealt with in this service information by anyone else could result in serious injury or death.

# Technics®

© 2000 Matsushita Electric Industrial Co., Ltd. All rights reserved. Unauthorized copying and distribution is a violation of law.

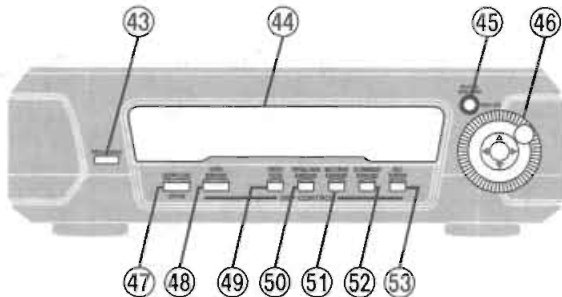
# CONTENTS


	Page		Page
1 Note .....	2	7 Printed Circuit Board Diagram .....	16
2 Location of Controls .....	2	8 Type Illustration of ICs, Transistors and Diodes .....	19
3 Operation Checks and Component Replacement Procedures	3	9 Wiring Connection Diagram .....	20
3.1. Checking for the FL P.C.B. ....	3	10 Block Diagram .....	21
3.2. Checking for the main P.C.B. ....	3	11 Terminal Function of ICs .....	26
4 To Supply Power Source .....	5	11.1. IC601 (M38199MF215F):System Control/FL Drive .....	26
5 Schematic Diagram Notes .....	5	12 Replacement Parts List .....	27
6 Schematic Diagram .....	6	13 Cabinet Parts Location .....	31

## 1 Note

Refer to the service manual for Model No. SA-EH760 (Order No. AD0002037C2) for information on Packaging.

## 2 Location of Controls

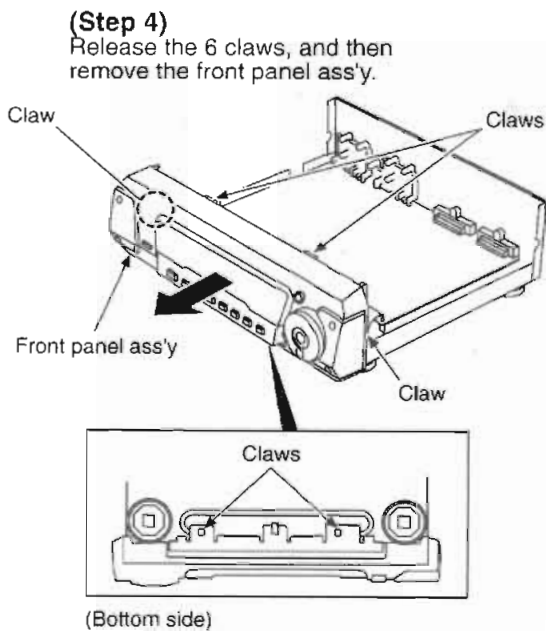
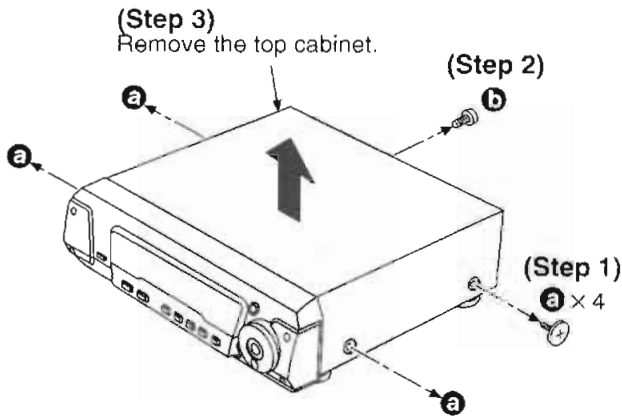


- ④③ Display mode button (DISPLAY MODE)
- ④④ Display
- ④⑤ 3D AI EQ, M.EQ BAND button  
(3D AI EQ/M.EQ BAND)
- ④⑥ Jog control and joystick (MULTI JOG)
- ④⑦ DOLBY PRO LOGIC button and indicator  
( PRO LOGIC, OFF/ON)
- ④⑧ Super surround button and indicator  
(SUPER SURROUND)
- ④⑨ Center focus button and indicator (CENTER FOCUS)
- ④⑩ Virtual rear surround button and indicator  
(VIRTUAL REAR SURROUND)
- ④⑪ Multi rear surround button and indicator  
(MULTI REAR SURROUND)
- ④⑫ 3D ENHANCED SURROUND button and indicator  
(3D ENHANCED SURROUND)
- ④⑬ Seat position button and indicator  
(SEAT POSITION)

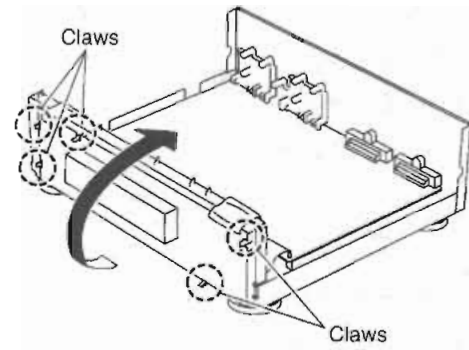
### 3 Operation Checks and Component Replacement Procedures

- This section describes procedures for checking the operation of the major printed circuit boards and replacing the main components.
- For reassembly after operation checks or replacement, reverse the respective procedures. Special reassembly procedures are described only when required.

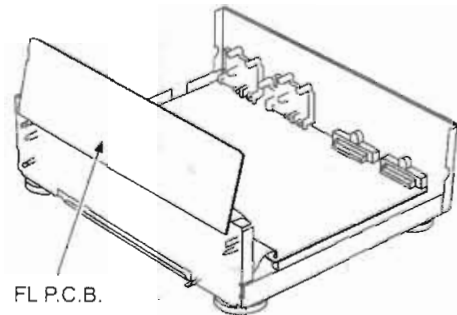
#### 3.1. Checking for the FL P.C.B.



(Step 5)  
Release the 5 claws, and then remove the FL P.C.B..

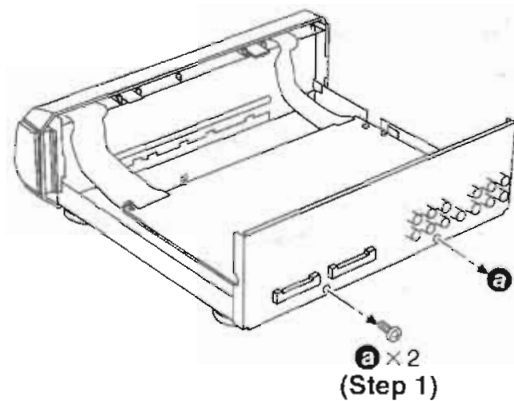


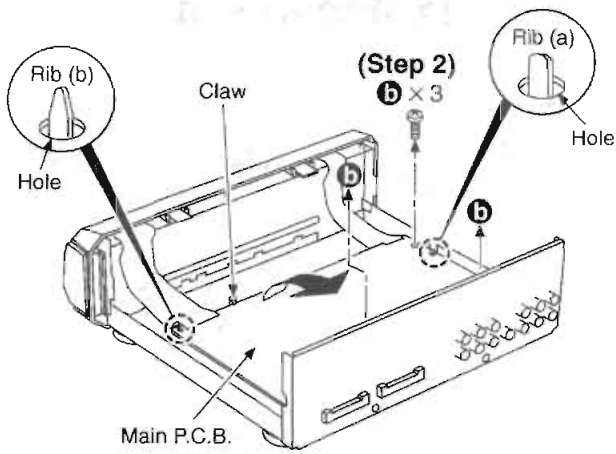
- Check the FL P.C.B. as shown below.



#### 3.2. Checking for the main P.C.B.

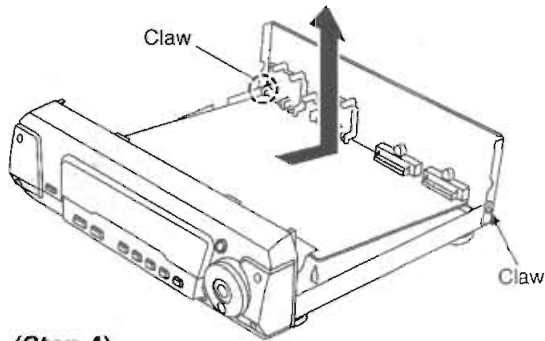
- Follow the (Step 1) - (Step 3) of item 3.1.





**(Step 3)**

Release the claw, and then lift up the main P.C.B..  
 (Lift up the main P.C.B. until the rib (a) and rib (b) are released from the hole of main P.C.B..)



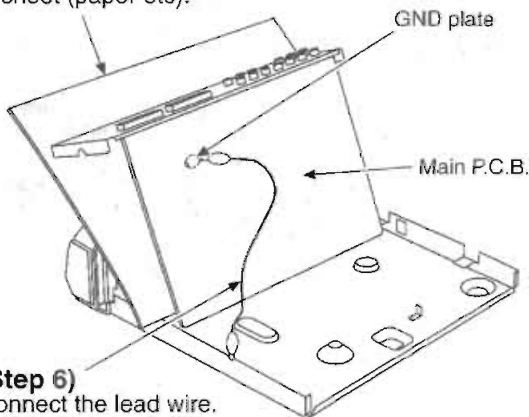
**(Step 4)**

Release the 2 claws, and then remove the main P.C.B. in the direction of arrow.

• Check the main P.C.B. as shown below.

**(Step 5)**

Insert the insulator sheet (paper etc).



**(Step 6)**

Connect the lead wire.

## 4 To Supply Power Source

This unit is designed to operate on power supplied from system connected.

When a component requires service, use the system connections to supply power source.

For system connections, refer to Fig. 4-1.

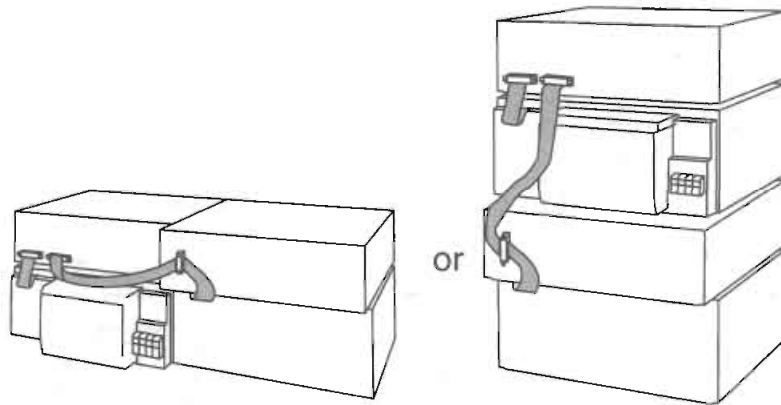







Fig. 4-1.

## 5 Schematic Diagram Notes

- This schematic diagram may be modified at any time with the development of new technology.


### Notes:

S601:	Display mode switch (DISPLAY MODE)
S602:	DOLBY PRO LOGIC switch (  PRO LOGIC, OFF/ON)
S603:	Super surround switch (SUPER SURROUND)
S604:	Center focus switch (CENTER FOCUS)
S605:	Virtual rear surround switch (VIRTUAL REAR SURROUND)
S606:	Multi rear surround switch (MULTI REAR SURROUND)
S607:	3D ENHANCED SURROUND switch (3D ENHANCED SURROUND)
S608:	Joy stick switch (  )
S609:	Joy stick switch (  )
S610:	Joy stick switch (  )
S611:	Joy stick switch (  )
S612:	3D AI EQ, M.EQ BAND switch (3D AI EQ/M.EQ BAND)
S613:	Seat position switch (SEAT POSITION)
S614:	Joy control switch (MULTI JOG)

- Indicated voltage values are the standard values for the unit measured by the DC electronic circuit tester (high-impedance) with the chassis taken as standard. Therefore, there may exist some errors in the voltage values, depending on the internal impedance of the DC circuit tester.

No mark : Power on

- Important safety notice:

Components identified by  mark have special characteristics important for safety.

Furthermore, special parts which have purposes of fire-retardant (resistors), high-quality sound (capacitors), low-

noise (resistors), etc. are used.

When replacing any of components, be sure to use only manufacturer's specified parts shown in the parts list.

### • Caution!

IC and LSI are sensitive to static electricity.

Secondary trouble can be prevented by taking care during repair.





Cover the parts boxes made of plastics with aluminum foil.

Ground the soldering iron.

Put a conductive mat on the work table.

Do not touch the legs of IC or LSI with the fingers directly.

### • Voltage and signal line

	: Positive voltage line
	: Negative voltage line
	: CD playback signal line
	: Surround sp. signal line

# 6 Schematic Diagram

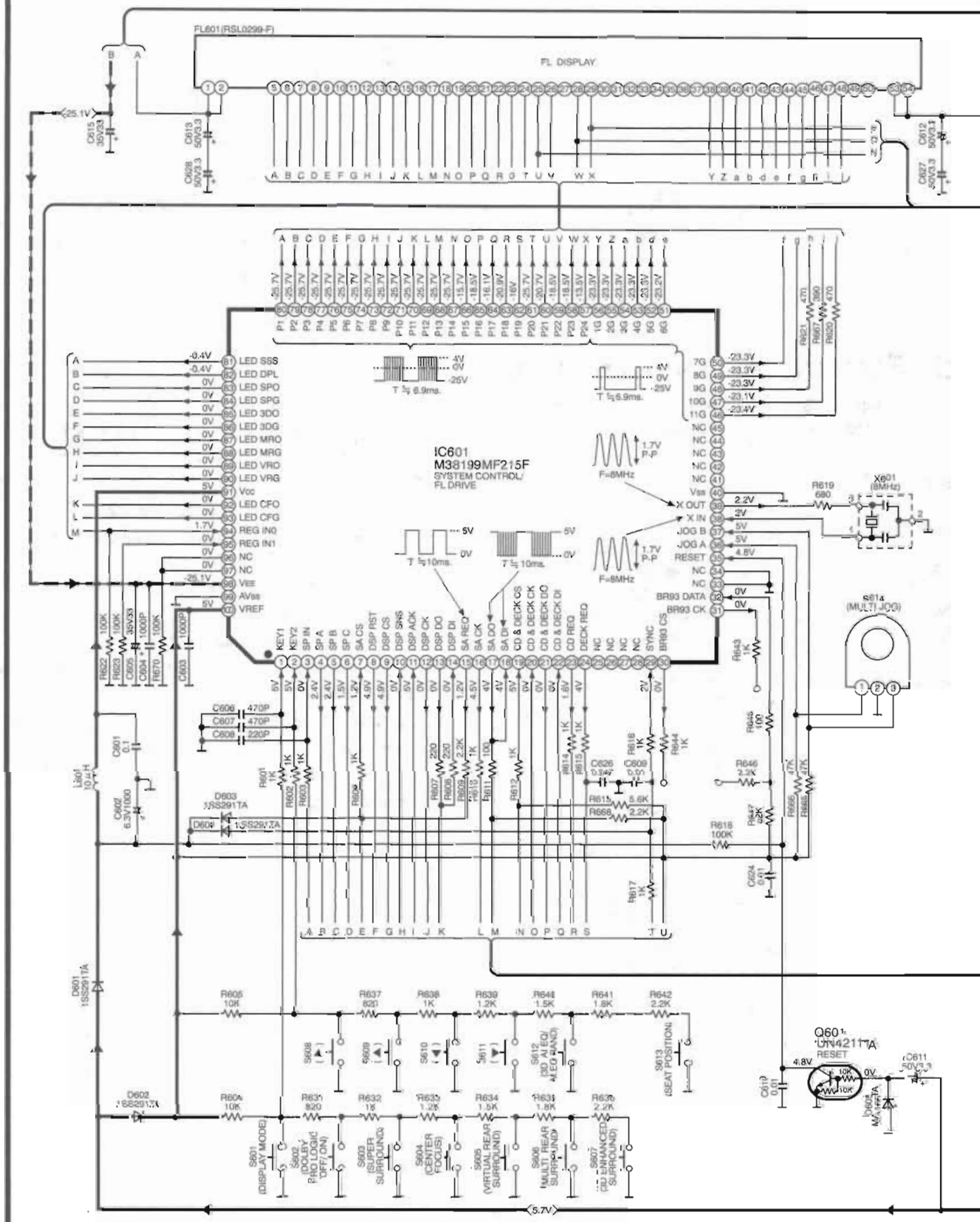
SCHEMATIC DIAGRAM-1

NOTE:

The number which noted at the connectors on the schematic diagram as "SCHEMATIC DIAGRAM-1" or "SCHEMATIC DIAGRAM-2" indicates the schematic diagram serial number located on the left corner in the schematic diagram.

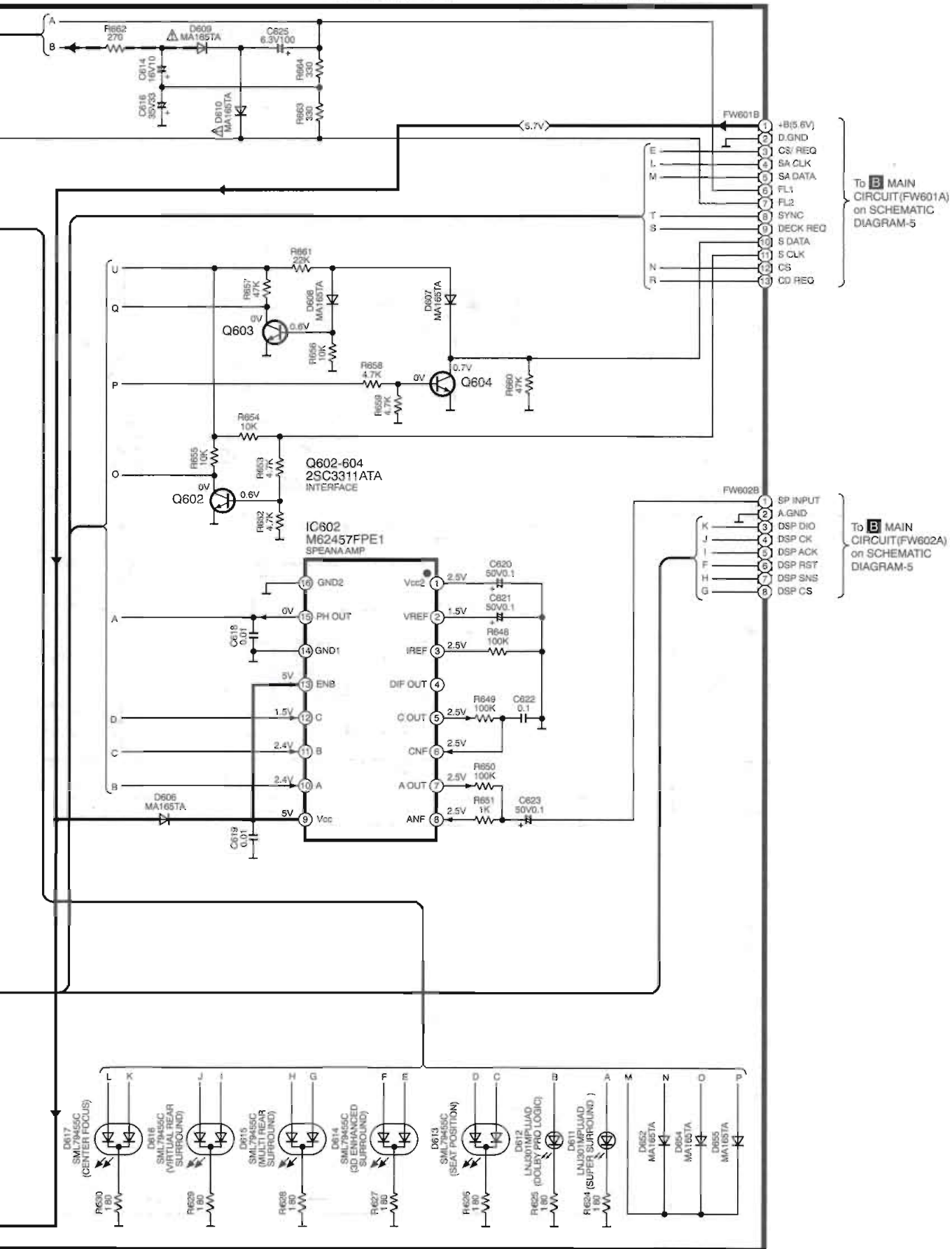
→ POSITIVE VOLTAGE LINE  
 - - - - - NEGATIVE VOLTAGE LINE

## A FL CIRCUIT



SCHEMATIC DIAGRAM-2

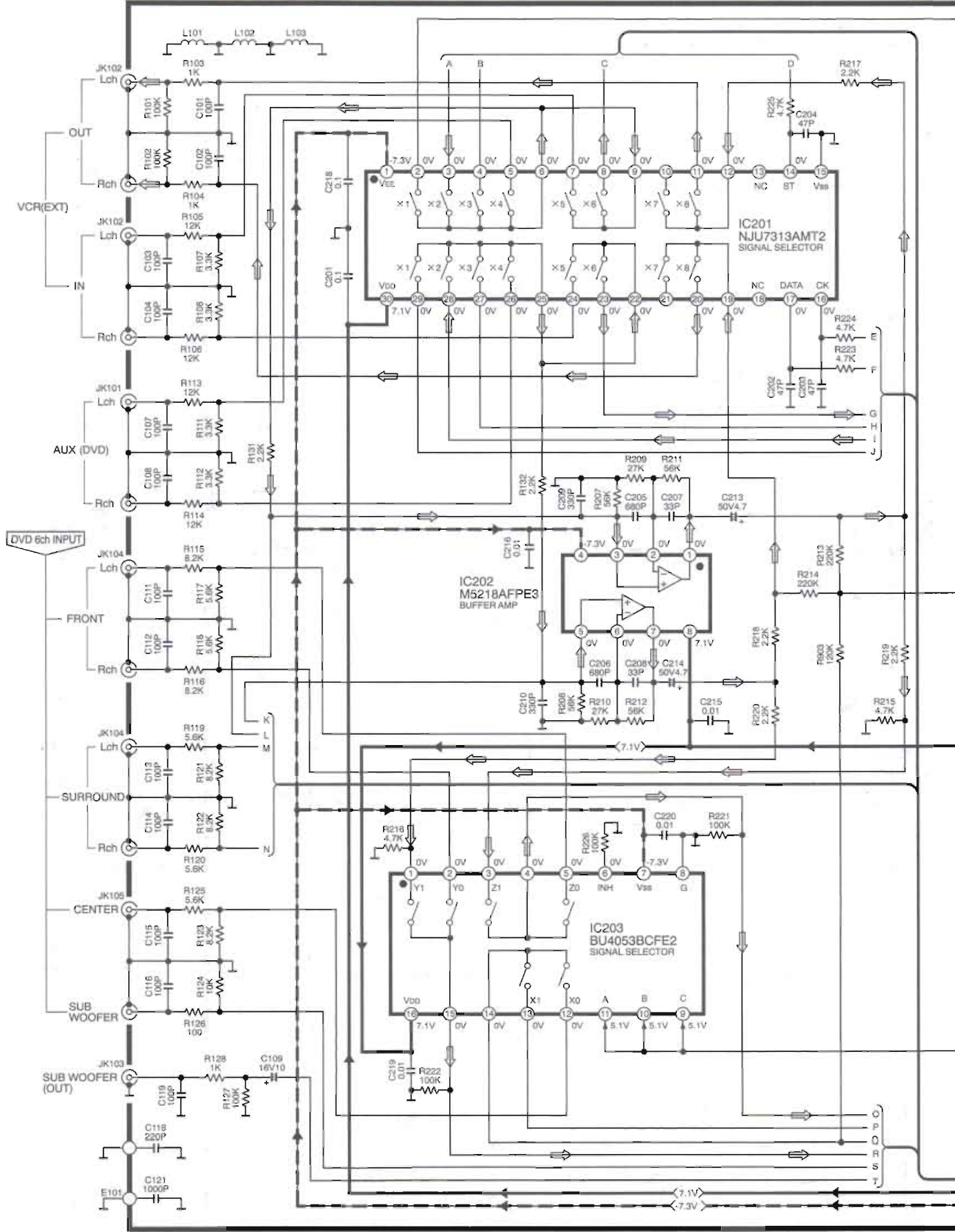
→ POSITIVE VOLTAGE LINE    ← NEGATIVE VOLTAGE LINE



SCHEMATIC DIAGRAM-3

**B** MAIN CIRCUIT

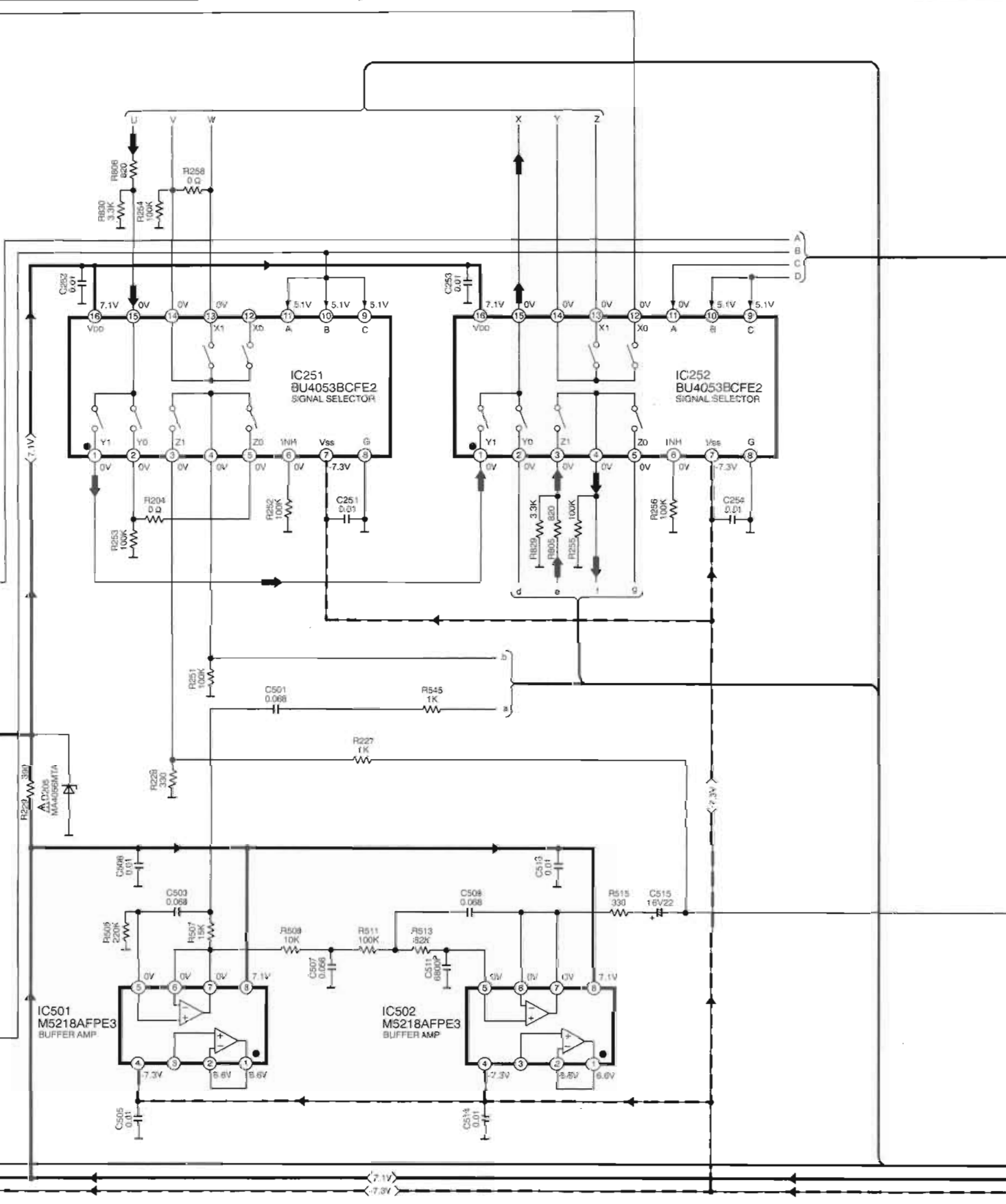
→ : POSITIVE VOLTAGE LINE    - - - - - : NEGATIVE VOLTAGE LINE    ⇨ : CD PLAYBACK SIGNAL LINE





SCHEMATIC DIAGRAM-4

→ : POSITIVE VOLTAGE LINE    - - - - - : NEGATIVE VOLTAGE LINE    → : SURROUND SP. SIGNAL LINE

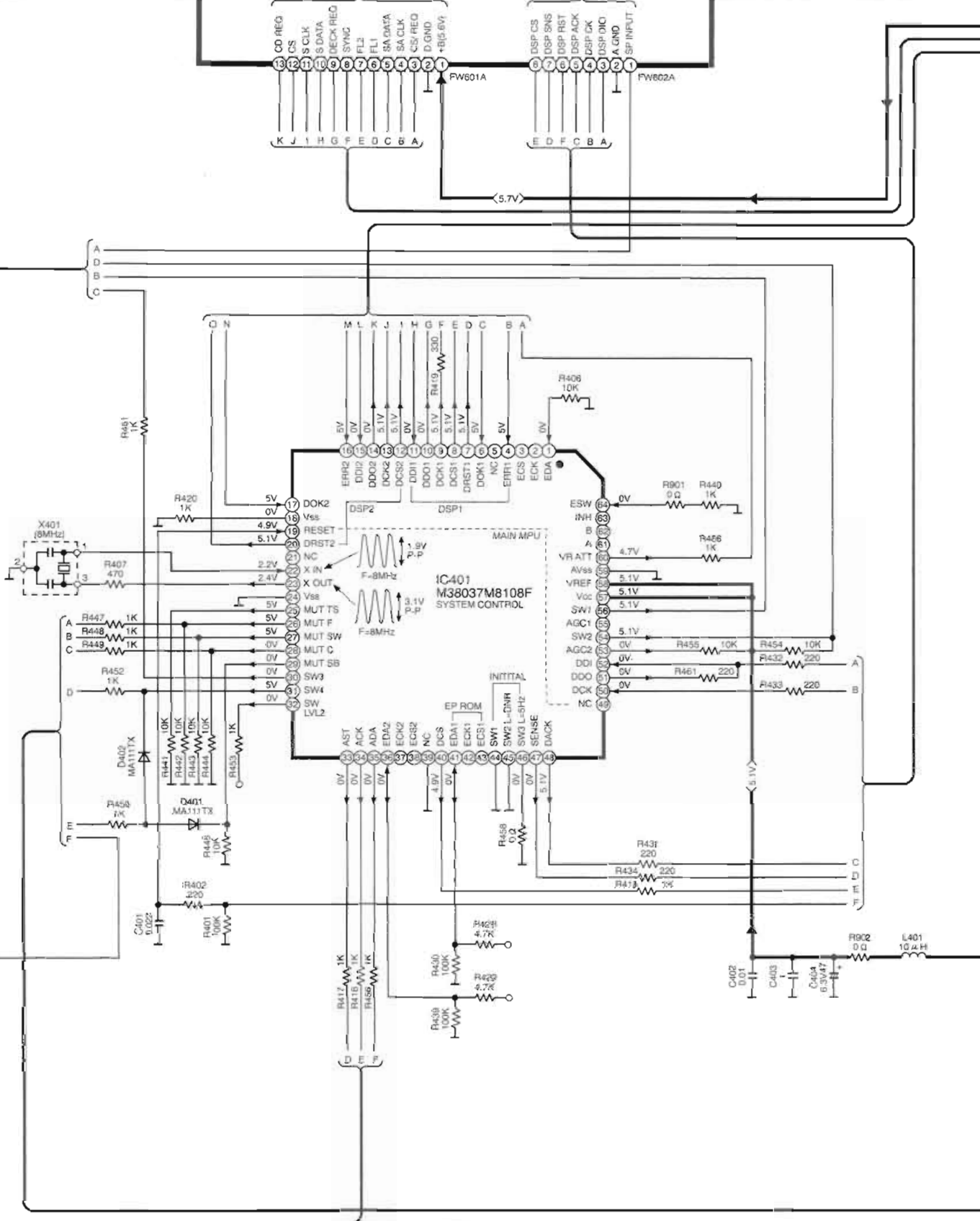


# SCHEMATIC DIAGRAM-5 B MAIN CIRCUIT

To **A** FL CIRCUIT(FW601B) on SCHEMATIC DIAGRAM-2

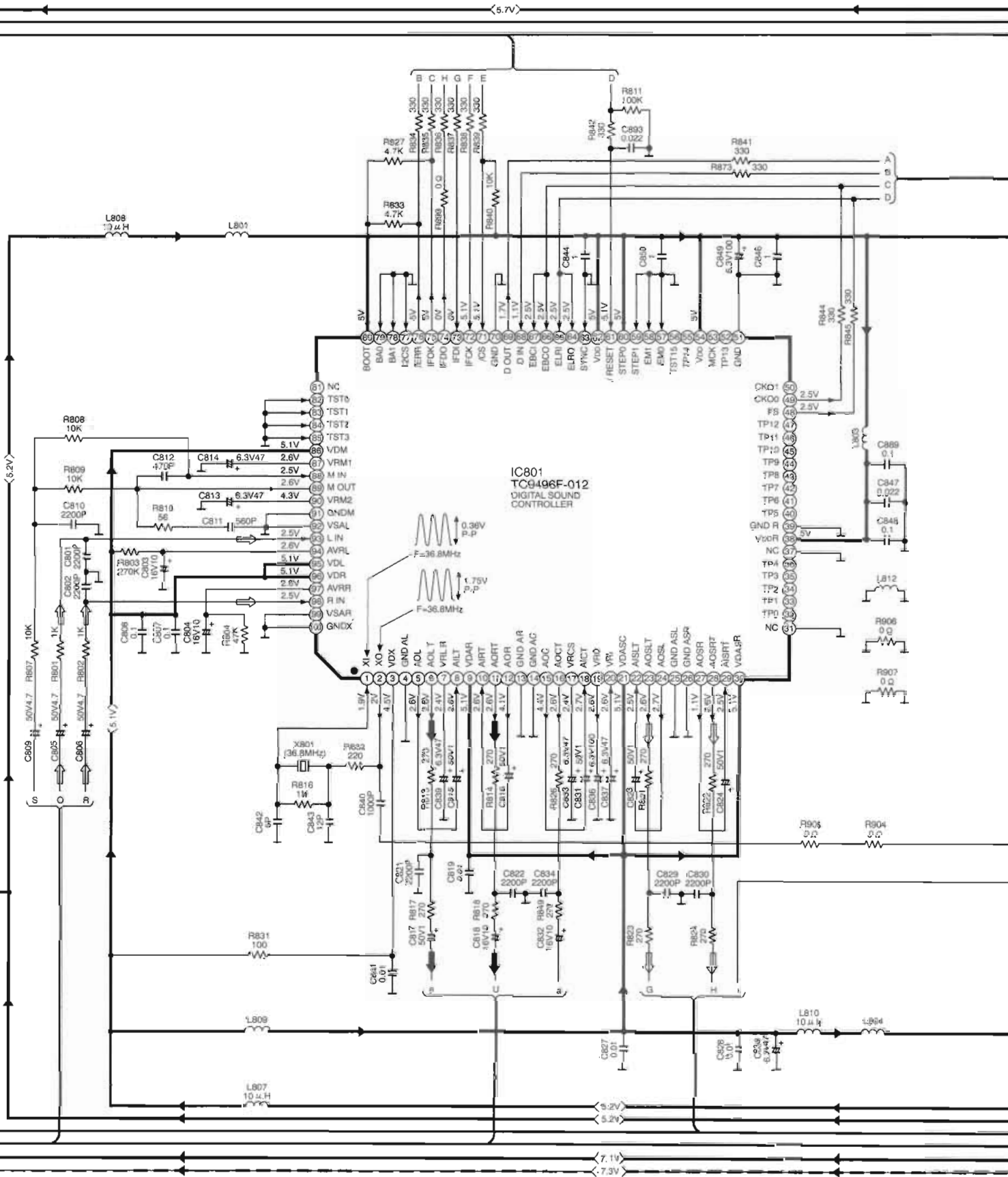
To **A** FL CIRCUIT(FW602B) on SCHEMATIC DIAGRAM-2

→ POSITIVE VOLTAGE LINE  
 - - - NEGATIVE VOLTAGE LINE



SCHEMATIC DIAGRAM-6

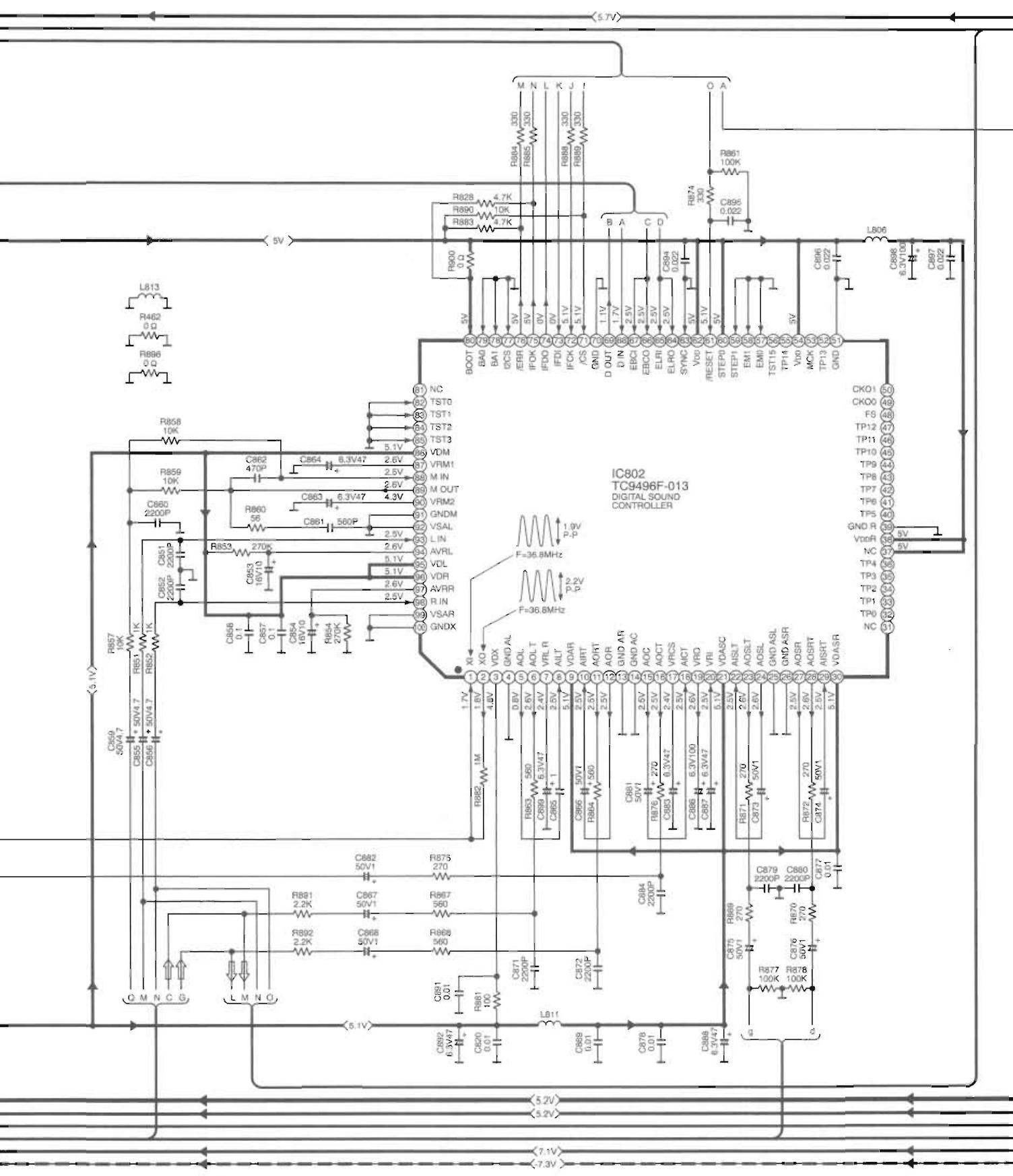
→ : POSITIVE VOLTAGE LINE    - - - : NEGATIVE VOLTAGE LINE    ⇨ : CD PLAYBACK SIGNAL LINE    ⇨⇨ : SURROUND SP. SIGNAL LINE



SCHEMATIC DIAGRAM-7

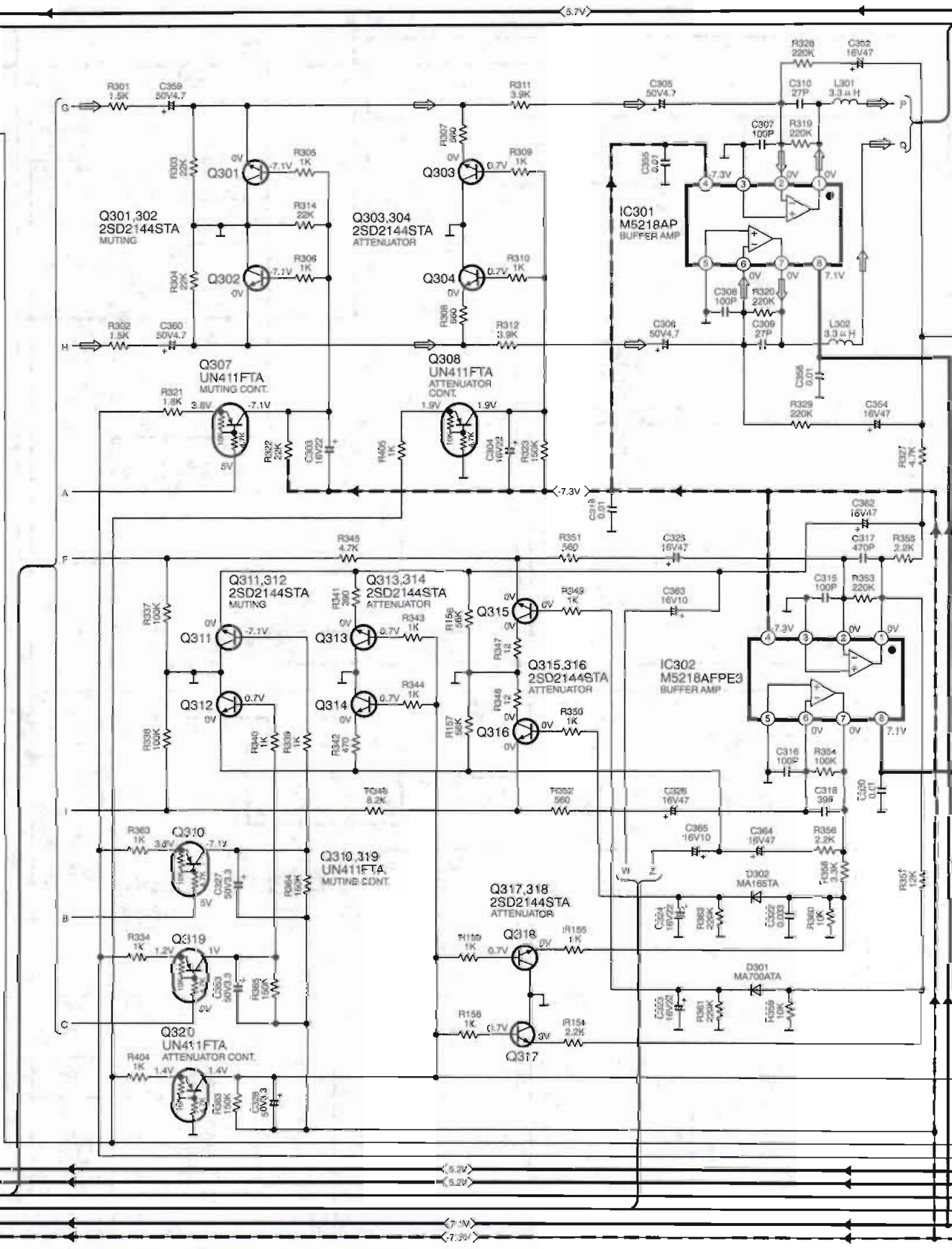
**B** MAIN CIRCUIT

→ : POSITIVE VOLTAGE LINE  
- → : NEGATIVE VOLTAGE LINE    ⇨ : CD PLAYBACK SIGNAL LINE



SCHEMATIC DIAGRAM-8

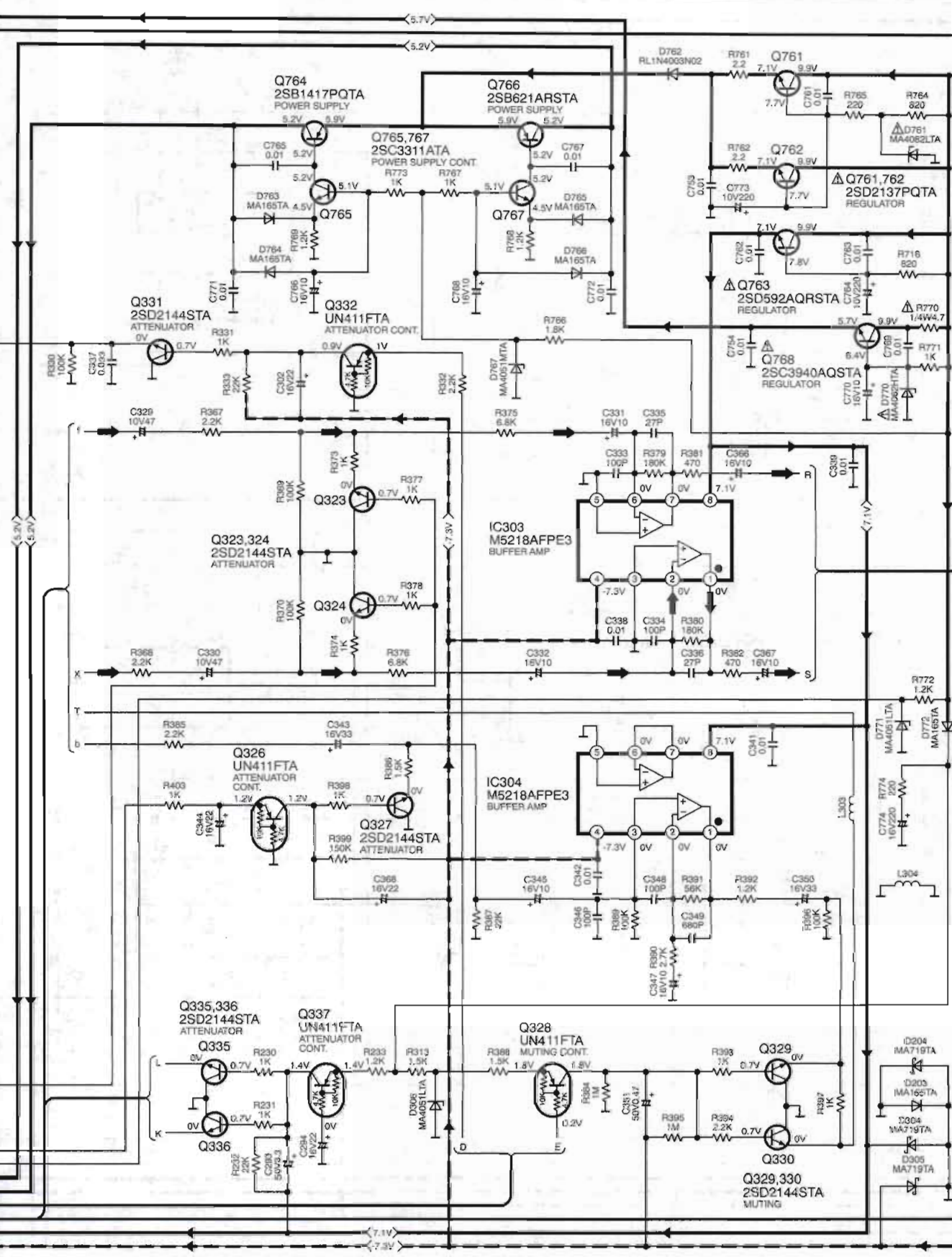
→ POSITIVE VOLTAGE LINE    - - - - - NEGATIVE VOLTAGE LINE    ⇨ CD PLAYBACK SIGNAL LINE



SCHEMATIC DIAGRAM-9

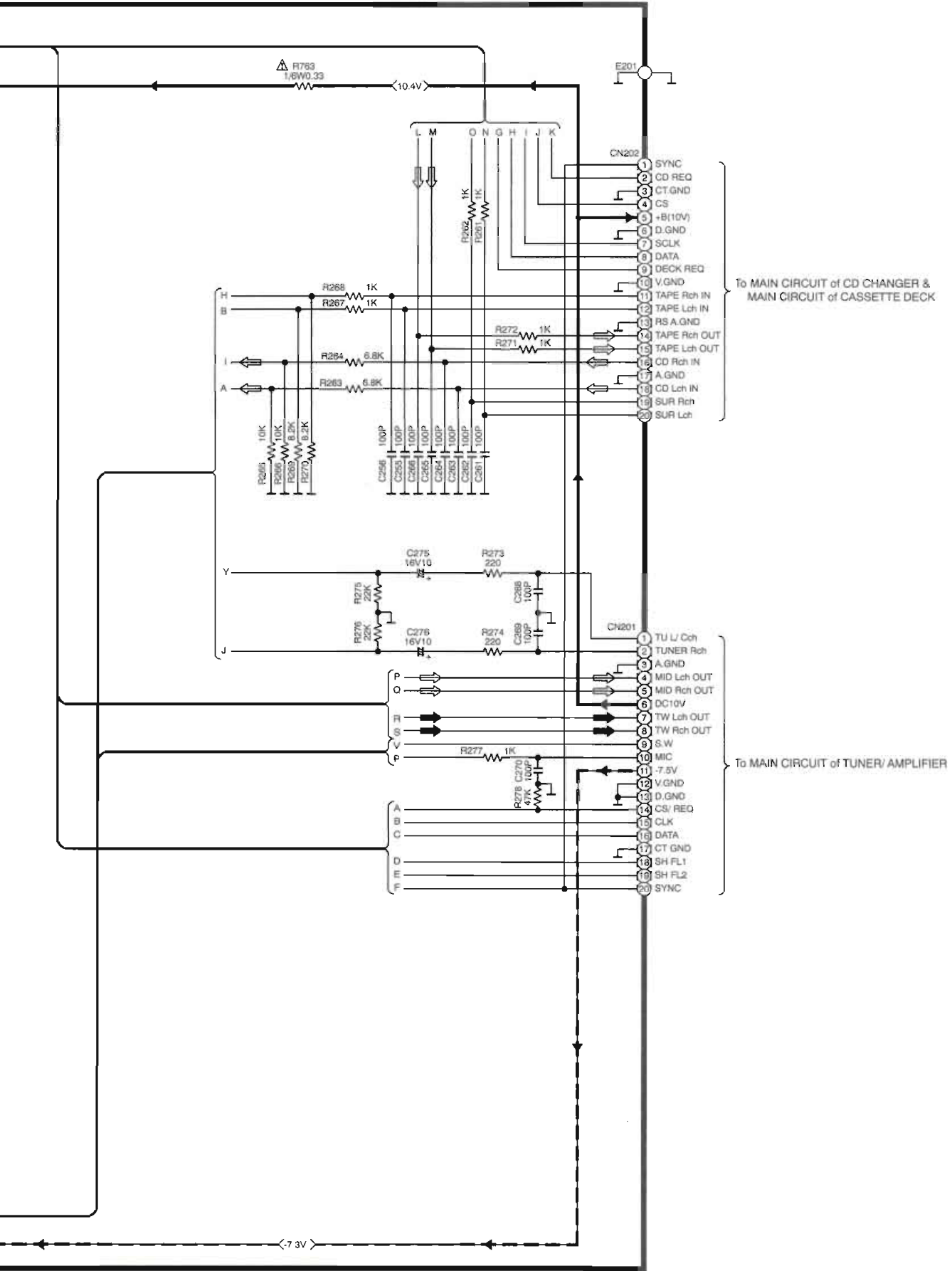
**B** MAIN CIRCUIT

→ : POSITIVE VOLTAGE LINE    → - - : NEGATIVE VOLTAGE LINE    → - - - : SURROUND SP. SIGNAL LINE



SCHEMATIC DIAGRAM-10

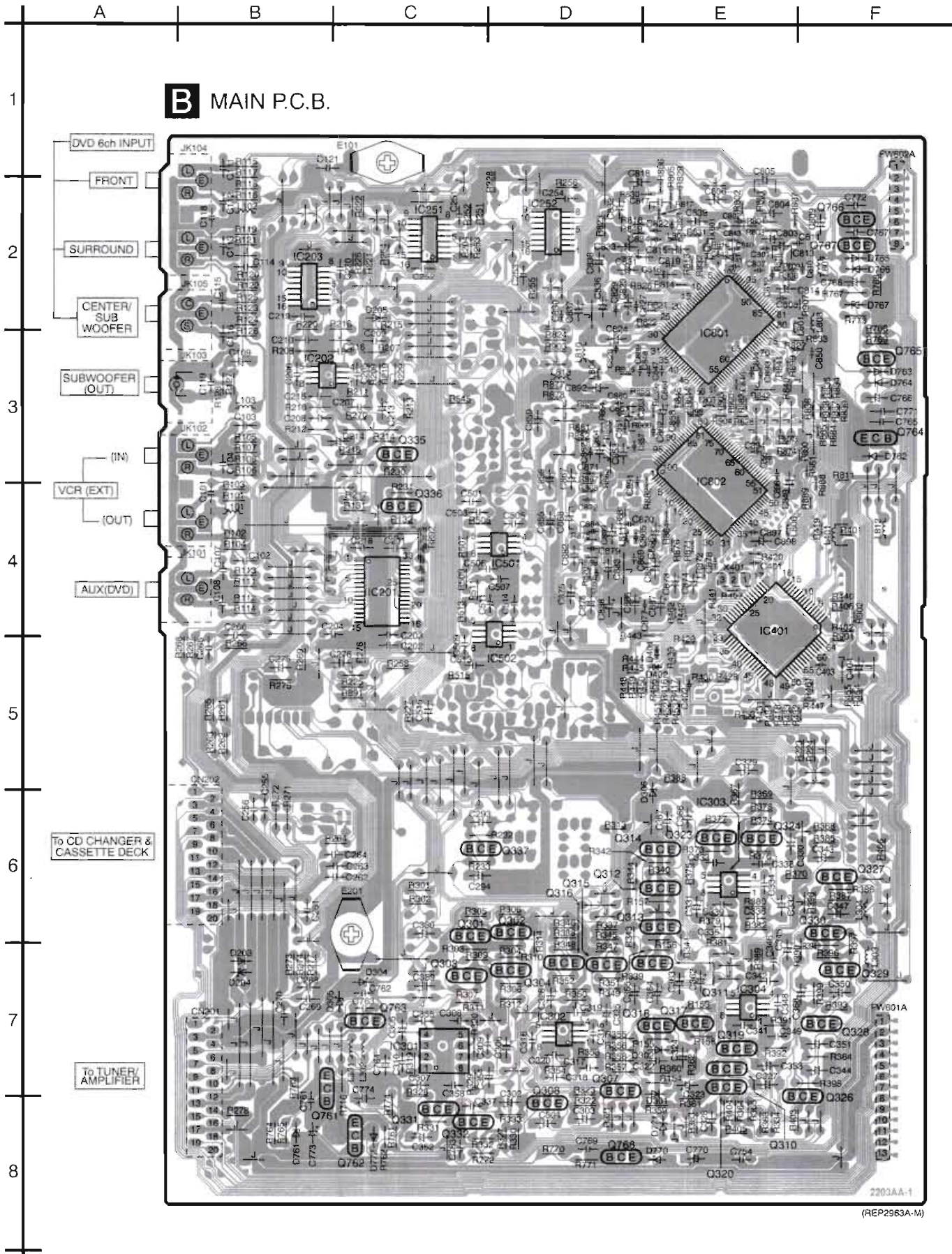
: POSITIVE VOLTAGE LINE  
 : NEGATIVE VOLTAGE LINE  
 : CD PLAYBACK SIGNAL LINE  
 : SURROUND SP. SIGNAL LINE



To MAIN CIRCUIT of CD CHANGER & MAIN CIRCUIT of CASSETTE DECK

To MAIN CIRCUIT of TUNER/ AMPLIFIER

# 7 Printed Circuit Board Diagram



**B** MAIN P.C.B.

DVD 6ch INPUT

FRONT

SURROUND

CENTER/  
SUB  
WOOFER

SUBWOOFER  
(OUT)

(IN)

VCR (EXT)

(OUT)

AUX(DVD)

To CD CHANGER &  
CASSETTE DECK

To TUNER/  
AMPLIFIER

2203AA-1

(REP2963A-M)



G

H

I

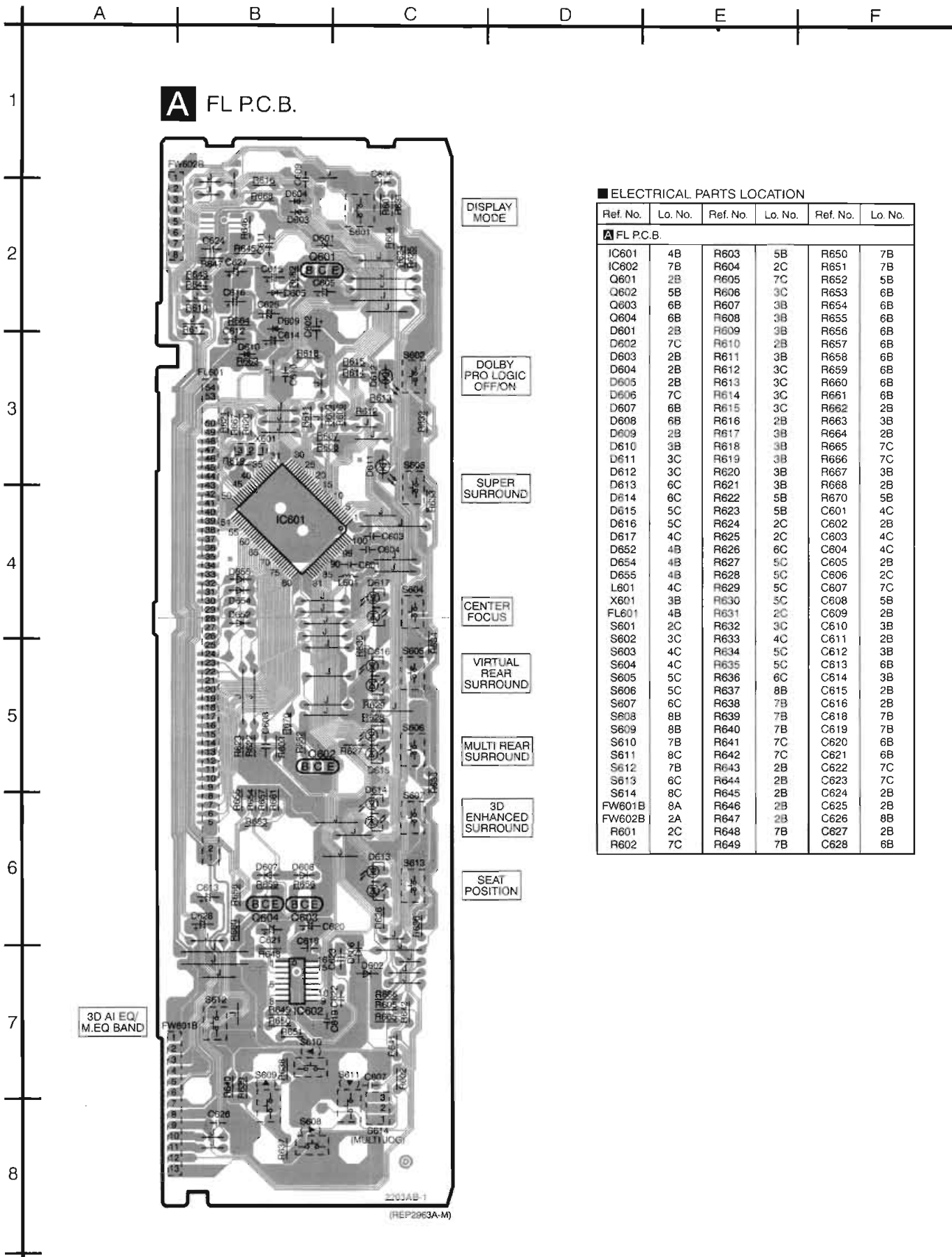
J

K

L

## ■ ELECTRICAL PARTS LOCATION

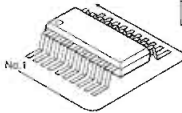
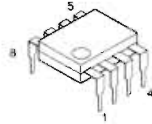
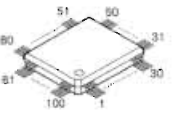

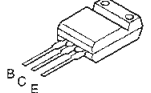


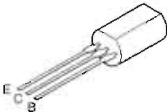
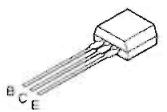
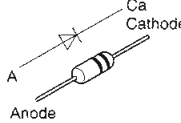
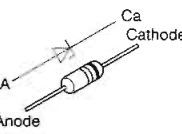
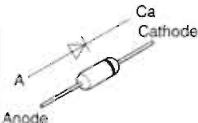
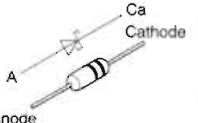
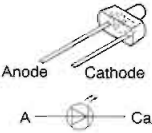
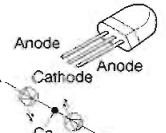
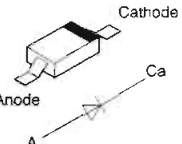
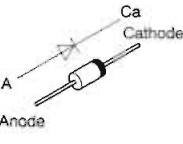
Ref. No.	Lo. No.	Ref. No.	Lo. No.	Ref. No.	Lo. No.	Ref. No.	Lo. No.	Ref. No.	Lo. No.	Ref. No.	Lo. No.	Ref. No.	Lo. No.	Ref. No.	Lo. No.
<b>■ MAIN P.C.B.</b>															
IC201	4C	L806	4E	R233	6C	R367	6E	R764	8B	R891	5C	C325	7D	C812	2E
IC202	3B	L807	2F	R251	2C	R368	6F	R765	8B	R892	4C	C326	7D	C814	2E
IC203	2B	L808	2F	R252	2C	R369	6E	R766	3F	R898	3E	C327	7E	C815	2E
IC251	2C	L809	2E	R253	2C	R370	6E	R767	2F	R899	3E	C328	8E	C816	2E
IC252	2D	L810	3D	R254	2C	R373	6E	R768	2F	R900	3E	C329	5E	C817	2E
IC301	7C	L811	4D	R255	2D	R374	6E	R769	3F	R901	5F	C330	6E	C818	2D
IC302	7D	L812	4F	R256	2D	R375	6E	R770	8D	R902	4F	C331	8E	C819	2E
IC303	6E	L813	3D	R258	5C	R376	6E	R771	8D	R903	3D	C332	6E	C820	4D
IC304	7E	X401	4E	R261	5B	R377	6E	R772	8C	R904	3E	C333	6E	C821	2E
IC401	4E	X801	2E	R262	5B	R378	6E	R773	2F	R905	3E	C334	6E	C822	2E
IC501	4D	CN201	7B	R263	5B	R379	6E	R774	8C	R906	3D	C335	6E	C823	2D
IC502	4D	CN202	6B	R264	6C	R380	6E	R801	2E	R907	2F	C336	6E	C824	3D
IC801	2E	JK101	4B	R265	5B	R381	6E	R802	2E	C101	4B	C337	8C	C827	2D
IC802	3E	JK102	4B	R266	5B	R382	6E	R803	2E	C102	4B	C338	6E	C828	3D
Q301	6C	JK103	3B	R267	5B	R383	6E	R804	2E	C103	3B	C339	6E	C829	2D
Q302	6D	JK104	2B	R268	5B	R384	7F	R805	2E	C104	3B	C341	7E	C830	2D
Q303	7C	JK105	2B	R269	5B	R385	6F	R806	2E	C107	4B	C342	7E	C831	2D
Q304	7D	E101	1C	R270	3C	R386	6F	R807	2E	C108	4B	C343	6F	C832	2D
Q307	7D	E201	6C	R271	6B	R387	6F	R808	2E	C109	3B	C344	7F	C833	2D
Q308	8D	FW601A	8F	R272	6B	R388	5E	R809	2E	C111	1B	C345	7E	C834	2E
Q310	7E	FW602A	2F	R273	7B	R389	7E	R810	2E	C112	2B	C346	7E	C836	2D
Q311	7E	R101	4B	R274	7B	R390	7E	R811	3F	C113	2B	C347	6F	C837	2D
Q312	6E	R102	4B	R275	5B	R391	7E	R813	2E	C114	2B	C348	7E	C838	2D
Q313	6E	R103	4B	R276	5C	R392	7E	R814	2E	C115	2B	C349	7E	C839	2E
Q314	6E	R104	4B	R277	7B	R393	7F	R816	2E	C116	3B	C350	7F	C840	2E
Q315	7D	R105	3B	R278	8B	R394	7F	R817	2E	C118	2B	C351	7F	C841	2E
Q316	7D	R106	3B	R301	6C	R395	7F	R818	2E	C119	3B	C352	8C	C842	2E
Q317	7E	R107	3B	R302	6C	R396	7F	R821	2D	C121	1B	C353	7E	C843	2E
Q318	7E	R108	3B	R303	7C	R397	7F	R822	2E	C201	4C	C354	7D	C844	3E
Q319	7E	R111	4B	R304	7D	R398	6F	R823	2D	C202	5C	C355	7C	C846	3E
Q320	7E	R112	4B	R305	6C	R399	7F	R824	3D	C203	4C	C358	7C	C847	3E
Q323	6E	R113	4B	R306	6D	R401	4F	R826	2E	C204	4C	C359	7C	C848	3E
Q324	6E	R114	4B	R307	7C	R402	4F	R827	3E	C205	3C	C360	6C	C849	3E
Q326	7F	R115	1B	R308	7D	R403	8E	R828	3E	C206	3B	C362	7E	C850	3F
Q327	6F	R116	2B	R309	7C	R404	8E	R829	2E	C207	3C	C363	7E	C851	3D
Q328	7F	R117	1B	R310	7D	R405	9E	R830	2E	C208	3B	C364	7E	C852	3D
Q329	7F	R118	2B	R311	7C	R406	4F	R831	2E	C209	3C	C365	7D	C853	3D
Q330	6F	R119	2B	R312	7D	R407	4E	R832	2E	C210	3B	C366	6E	C854	3D
Q331	8C	R120	2B	R313	6D	R416	5E	R833	3E	C213	3C	C367	6E	C855	4D
Q332	8C	R121	2B	R314	6D	R417	5E	R834	3F	C214	3C	C368	7F	C856	3D
Q335	3C	R122	2B	R319	7C	R418	5E	R835	3F	C215	3B	C401	4E	C857	3D
Q336	4C	R123	2B	R320	7C	R419	4F	R836	3F	C216	3C	C402	5E	C858	3E
Q337	6C	R124	2B	R321	8D	R420	4E	R837	3F	C218	4C	C403	5F	C859	3D
Q761	7B	R125	2B	R322	8D	R428	5E	R838	3F	C219	2B	C404	5F	C860	3D
Q762	8C	R126	3B	R323	7D	R429	5E	R839	3F	C220	2C	C501	4C	C861	3D
Q763	7C	R127	3B	R327	8D	R430	5E	R840	3E	C251	2C	C503	4C	C862	3D
Q764	3F	R128	3B	R328	7C	R431	5E	R841	3E	C252	2C	C505	4C	C863	3D
Q765	3F	R131	4C	R329	7C	R432	5F	R842	3E	C253	2D	C506	4C	C864	3E
Q766	2F	R132	4C	R330	8D	R433	5E	R844	3E	C254	2D	C507	4D	C865	4D
Q767	2F	R154	7E	R331	8C	R434	5E	R845	3E	C255	6B	C509	5C	C866	4E
Q768	8D	R155	7E	R332	8C	R439	5E	R849	2D	C256	6B	C511	4D	C867	3D
D203	7B	R156	6E	R333	8D	R440	4F	R851	3D	C261	6B	C513	5C	C868	4D
D204	7B	R157	6E	R334	8E	R441	4E	R852	3D	C262	6C	C514	4D	C869	4D
D205	2C	R158	7E	R337	6D	R442	4E	R853	3D	C263	6C	C515	5C	C871	3D
O301	7E	R159	7E	R338	6D	R443	4E	R854	3D	C264	6C	C753	8C	C872	4D
D302	7E	R204	2C	R339	7E	R444	5D	R857	3D	C265	5B	C754	8E	C873	4E
D304	7C	R207	3C	R340	6E	R445	5D	R858	3E	C266	4B	C761	8B	C874	4E
D305	7C	R208	3B	R341	7E	R447	5F	R859	3E	C268	7B	C762	7C	C875	4D
D306	6E	R209	3C	R342	6E	R448	5D	R860	3D	C269	7B	C763	7C	C876	4D
D401	5E	R210	3B	R343	6D	R449	5D	R861	3F	C270	7B	C764	7C	C877	4E
D402	5E	R211	3C	R344	6D	R450	5E	R863	3D	C275	5B	C765	3F	C878	4E
D761	8B	R212	3B	R345	6D	R451	5E	R864	4E	C276	5C	C766	3F	C879	4D
D762	3F	R213	3C	R346	6D	R452	5E	R867	3D	C293	6C	C767	2F	C880	4D
D763	3F	R214	3C	R347	7D	R453	5E	R868	4D	C294	6C	C768	2F	C881	4E
D764	3F	R215	2C	R348	7D	R454	5F	R869	4D	C302	8D	C769	8D	C882	4D
D765	2F	R216	2C	R349	7D	R455	5F	R870	4D	C303	8D	C770	8E	C883	4D
D766	2F	R217	4C	R350	7D	R456	5E	R871	4E	C304	8D	C771	3F	C884	4D
D767	2F	R218	3C	R351	7D	R458	5E	R872	4E	C305	7C	C772	2F	C886	4D
D770	8E	R219	3C	R352	7D	R461	5F	R873	3E	C306	7D	C773	8B	C887	4E
D771	8E	R220	2B	R353	7D	R462	4E	R874	3E	C307	7C	C774	8C	C888	4D
D772	8C	R221	2C	R354	7D	R466	6F	R875	4D	C308	7C	C801	2E	C889	3D
L101	4B	R222	2C	R355	7D	R505	4C	R876	4E	C309	7C	C802	2E	C891	3D
L102	2B	R223	5F	R356	7D	R507	4C	R877	3D	C310	7C	C803	2E	C892	3D
L103	3B	R224	5F	R357	7D	R509	4C	R878	3D	C315	7D	C804	2E	C893	3E
L301	7C	R225	5C	R358	7D	R511	4C	R881	4D	C316	7D	C805	2E	C894	3E
L302	7C	R226	2C	R359	8E	R513	4C	R882	3E	C317	7D	C808	2E	C895	3E
L303	7F	R227	5C	R360	7E	R515	5C	R883	3E	C318	7D	C807	2E	C896	3E
L304	6F	R228	2D	R361	8E	R545	3C	R884	3F	C319	7D	C808	2E	C897	4E
L401	4F	R229	3C	R362	7E	R716	7C	R885	3F	C320	7D	C809	2F	C898	4E
L801	2E	R230	3C	R363	8E	R781	8C	R888	3F	C322	7E	C810	2F	C899	4D
L803	3E	R231	4C	R364	8E	R782	8C	R889	4F	C323	7E	C811	2E		
L804	3D	R232	6C	R365	8E	R783	7B	R890	3F	C324	7E	C813	2E		



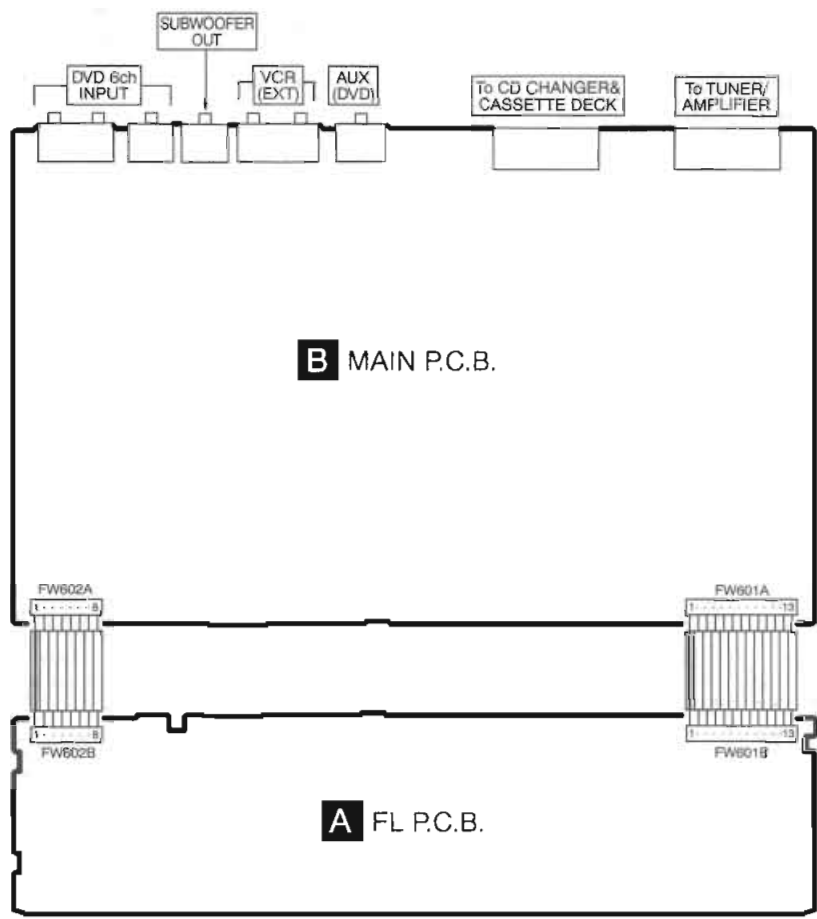
■ ELECTRICAL PARTS LOCATION

Ref. No.	Lo. No.	Ref. No.	Lo. No.	Ref. No.	Lo. No.
<b>A FL P.C.B.</b>					
IC601	4B	R603	5B	R650	7B
IC602	7B	R604	2C	R651	7B
Q601	2B	R605	7C	R652	5B
Q602	5B	R606	3C	R653	6B
Q603	6B	R607	3B	R654	6B
Q604	6B	R608	3B	R655	6B
D601	2B	R609	3B	R656	6B
D602	7C	R610	2B	R657	6B
D603	2B	R611	3B	R658	6B
D604	2B	R612	3C	R659	6B
D605	2B	R613	3C	R660	6B
D606	7C	R614	3C	R661	6B
D607	6B	R615	3C	R662	2B
D608	6B	R616	2B	R663	3B
D609	2B	R617	3B	R664	2B
D610	3B	R618	3B	R665	7C
D611	3C	R619	3B	R666	7C
D612	3C	R620	3B	R667	3B
D613	6C	R621	3B	R668	2B
D614	6C	R622	5B	R670	5B
D615	5C	R623	5B	C601	4C
D616	5C	R624	2C	C602	2B
D617	4C	R625	2C	C603	4C
D652	4B	R626	6C	C604	4C
D654	4B	R627	5C	C605	2B
D655	4B	R628	5C	C606	2C
L601	4C	R629	5C	C607	7C
X601	3B	R630	5C	C608	5B
FL601	4B	R631	2C	C609	2B
S601	2C	R632	3C	C610	3B
S602	3C	R633	4C	C611	2B
S603	4C	R634	5C	C612	3B
S604	4C	R635	5C	C613	6B
S605	5C	R636	6C	C614	3B
S606	5C	R637	8B	C615	2B
S607	6C	R638	7B	C616	2B
S608	8B	R639	7B	C618	7B
S609	8B	R640	7B	C619	7B
S610	7B	R641	7C	C620	6B
S611	8C	R642	7C	C621	6B
S612	7B	R643	2B	C622	7C
S613	6C	R644	2B	C623	7C
S614	8C	R645	2B	C624	2B
FW601B	8A	R646	2B	C625	2B
FW602B	2A	R647	2B	C626	8B
R601	2C	R648	7B	C627	2B
R602	7C	R649	7B	C628	6B

# 8 Type Illustration of ICs, Transistors and Diodes

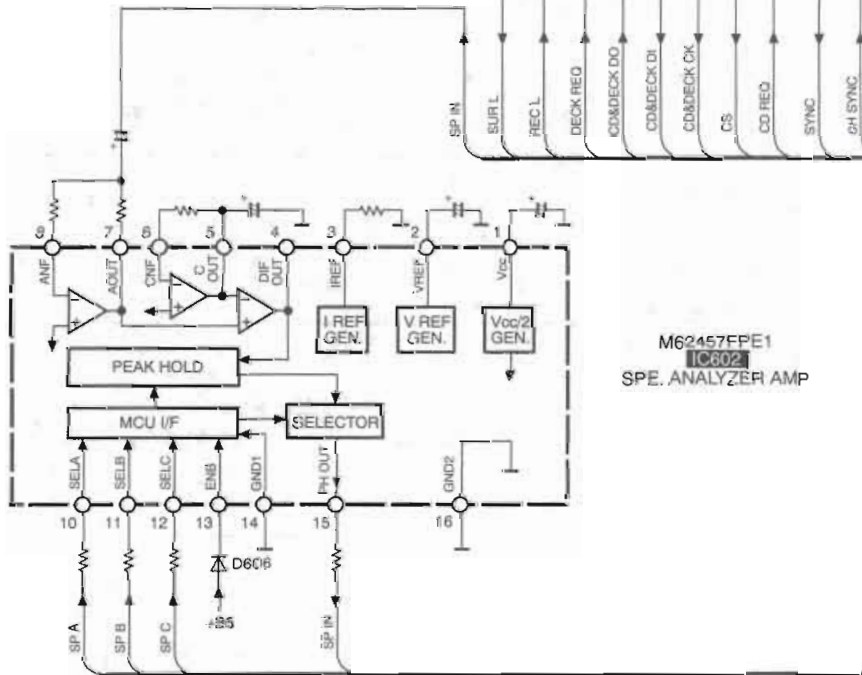
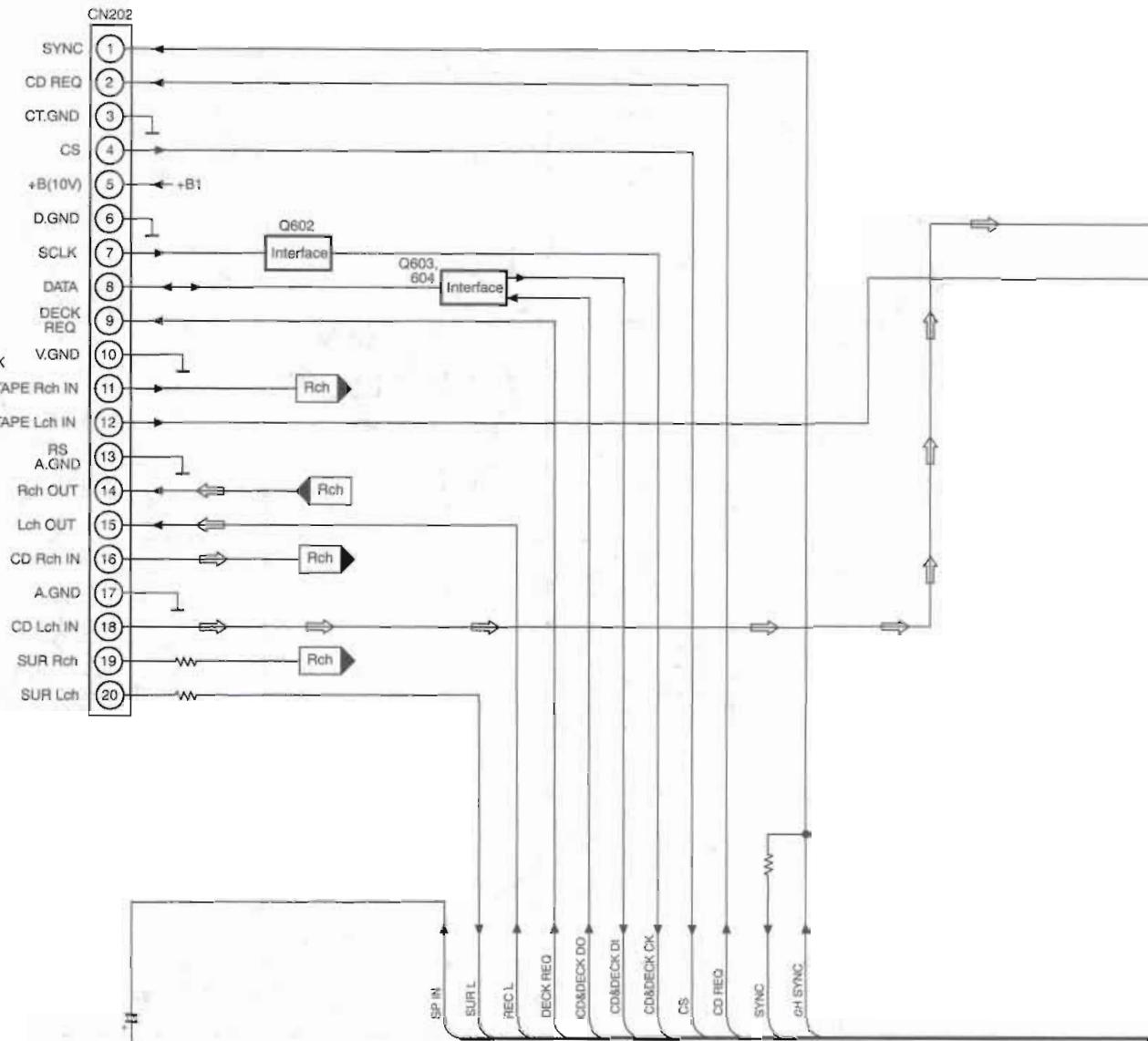
 <table border="1" data-bbox="249 163 476 255"> <tr> <td>BU4053BCFE2</td> <td>16PIN</td> </tr> <tr> <td>M5218AFPE3</td> <td>8PIN</td> </tr> <tr> <td>M62457FPE1</td> <td>16PIN</td> </tr> <tr> <td>NJU7313AMT2</td> <td>30PIN</td> </tr> </table>	BU4053BCFE2	16PIN	M5218AFPE3	8PIN	M62457FPE1	16PIN	NJU7313AMT2	30PIN	<p>M5218AP</p> 	<p>M38199MF215F TC9496F-012 TC9496F-013</p> 	<p>M38037M8108F</p> 	<p>2SB1417PQTA 2SD2137PQTA</p> 
BU4053BCFE2	16PIN											
M5218AFPE3	8PIN											
M62457FPE1	16PIN											
NJU7313AMT2	30PIN											
 <p>2SC3311ATA UN4211TA UN411FTA</p>	<p>2SB621ARSTA 2SD592AQRSTA</p> 	<p>2SC3940AQSTA</p> 	<p>2SD2144STA</p> 	<p>1SS291TA MA700ATA</p> 								
 <p>MA4051LTA MA4062HTA MA4082LTA MA4051MTA MA4056MTA</p>	<p>MA165TA</p> 	<p>MA719TA</p> 	<p>LNJ301MPUJAD</p> 	<p>SML79455C</p> 								
<p>MA111TX</p> 	<p>RL1N4003N02</p> 											

# 9 Wiring Connection Diagram

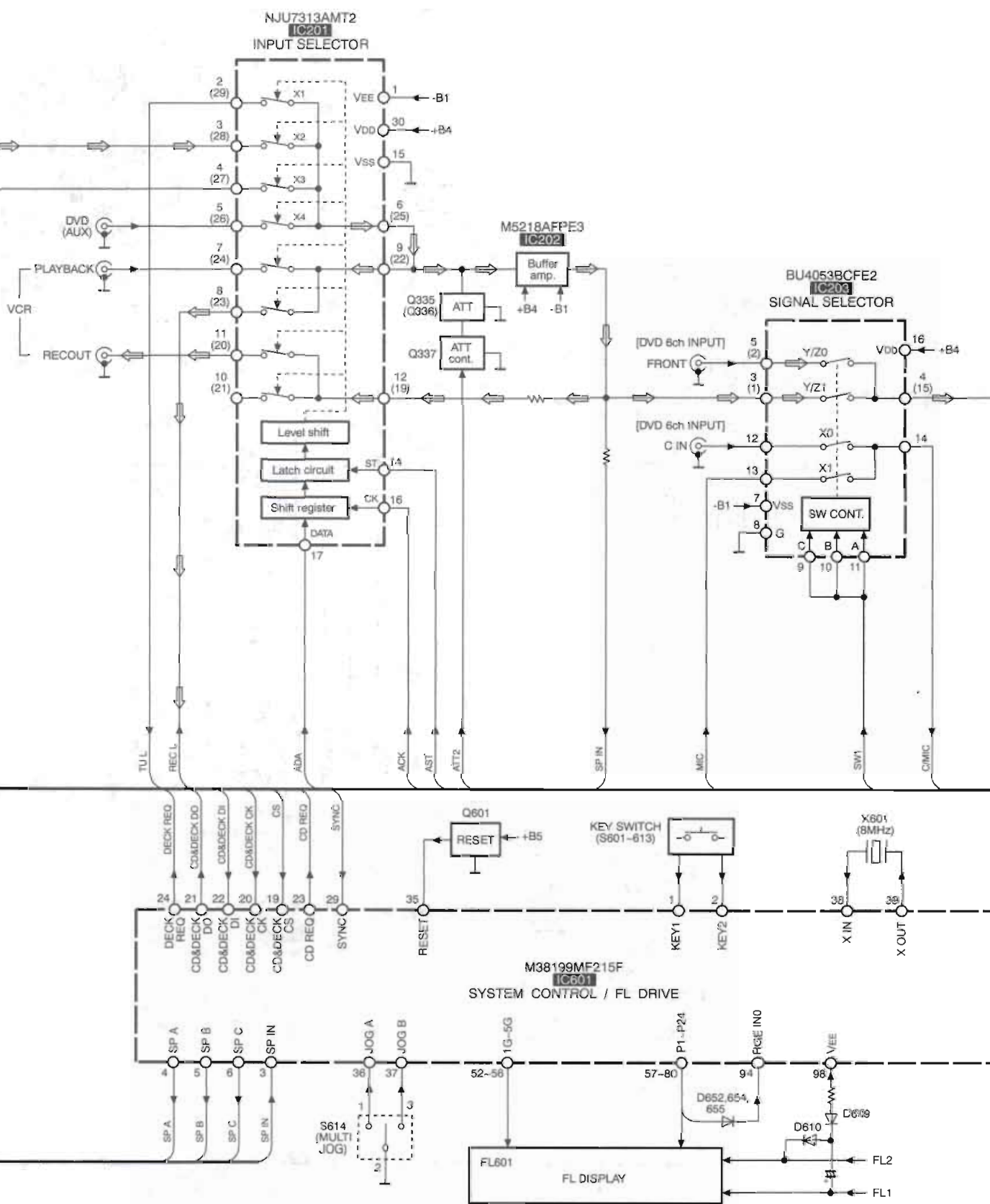


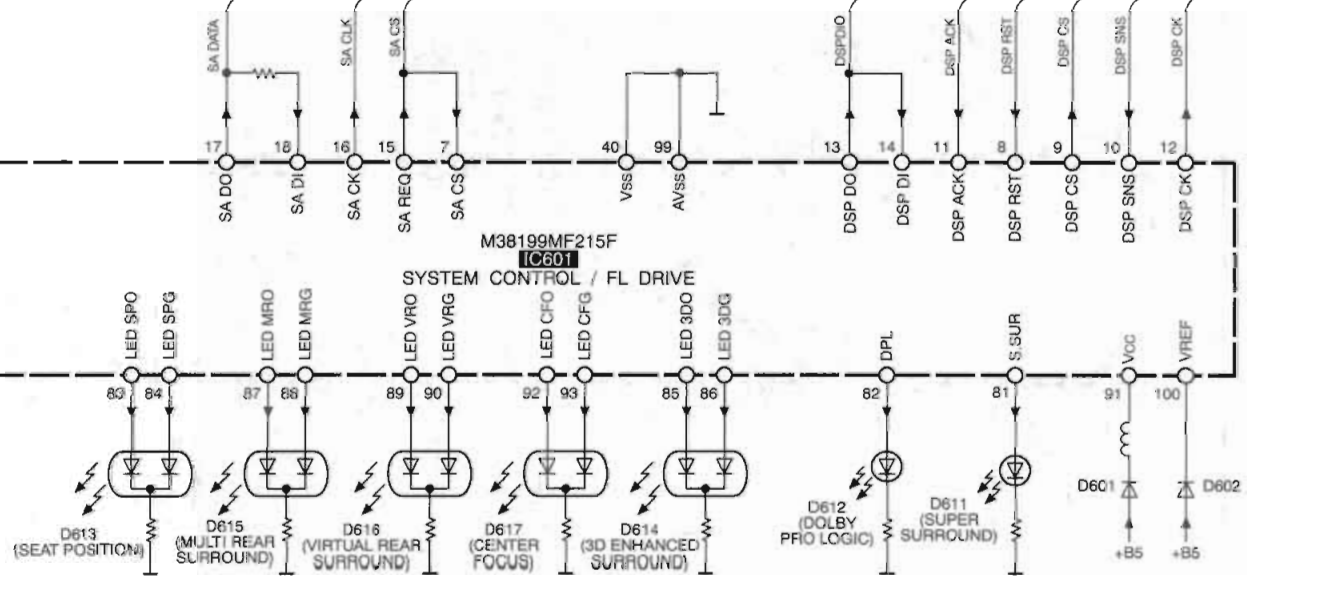
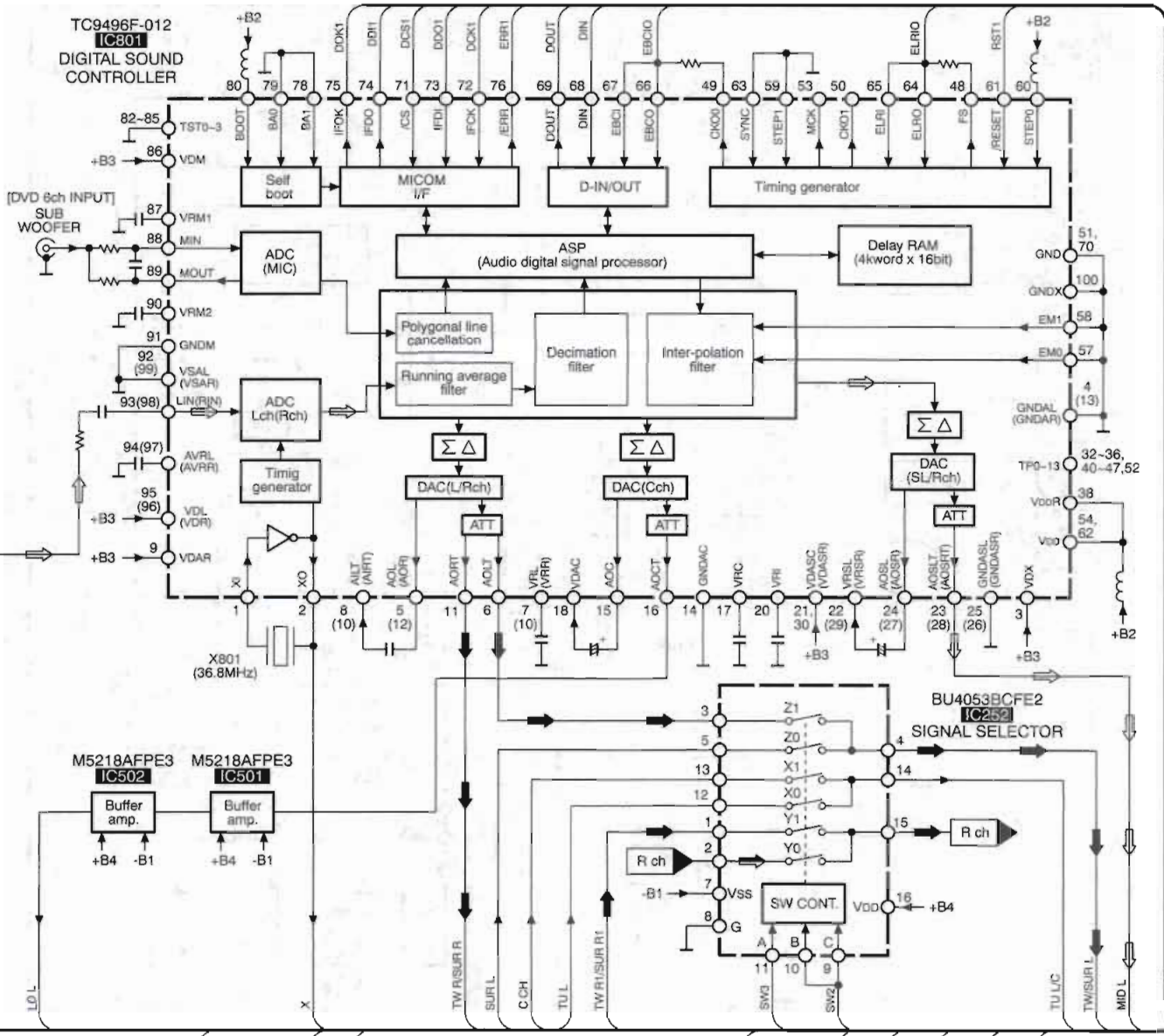
# 10 Block Diagram

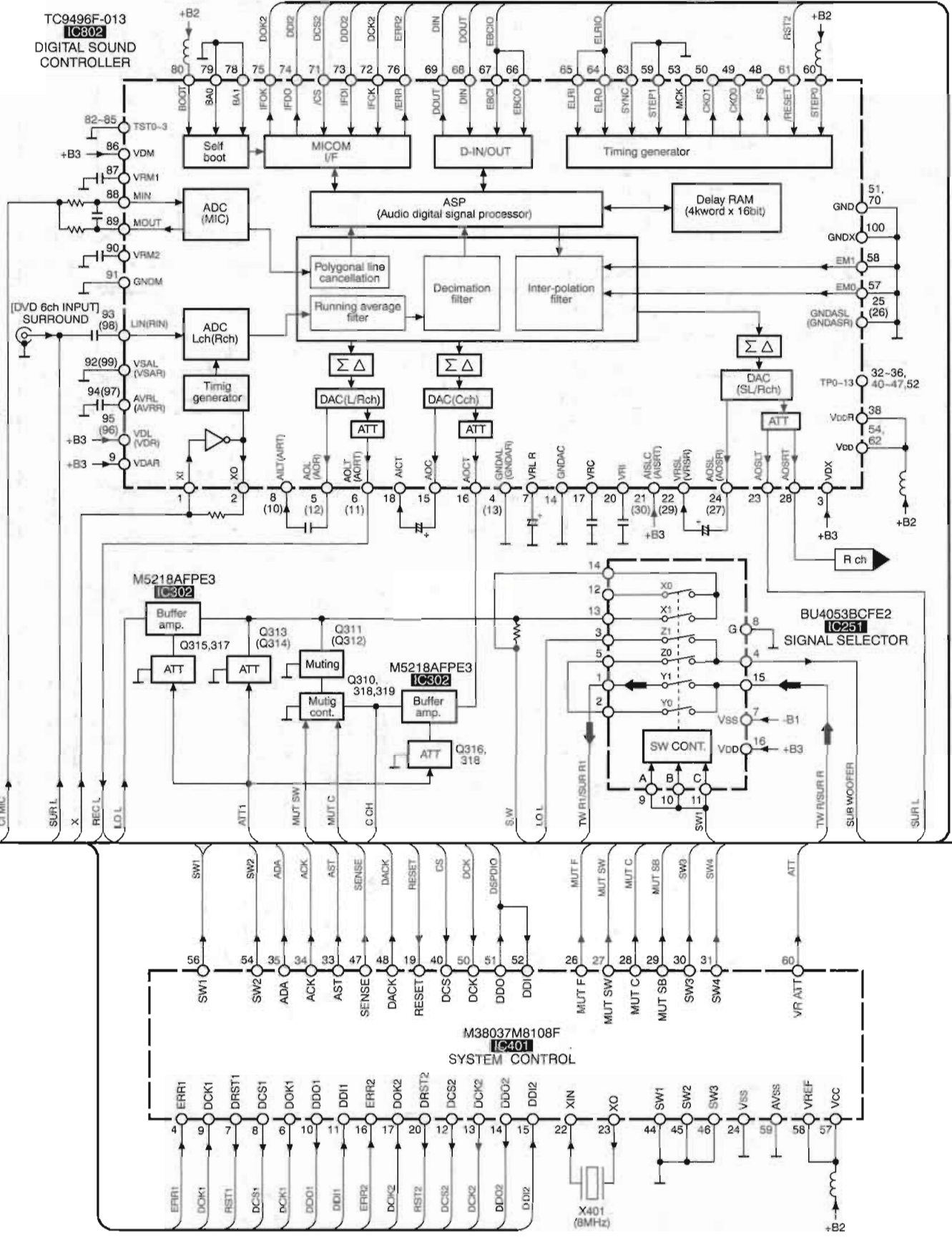
To CD CHANGER  
BLOCK DIAGRAM  
To CASSETTE DECK BLOCK  
DIAGRAM



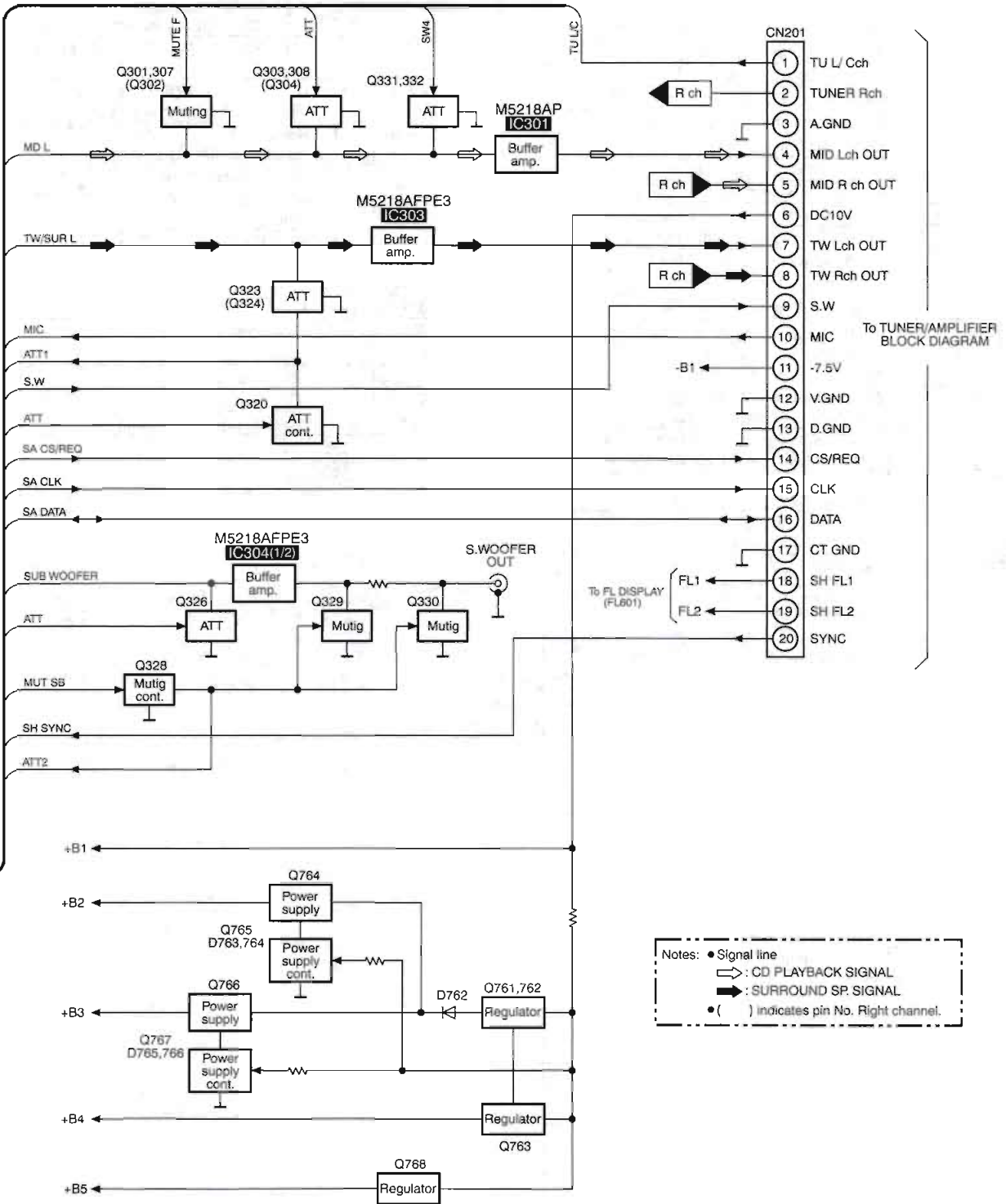
M62457FPE1  
IC802  
SPE. ANALYZER AMP











# 11 Terminal Function of ICs

## 11.1. IC601 (M38199MF215F): System Control/FL Drive

Pin No.	Terminal Name	I/O	Function
1	KEY1	I	Operation key signal input
2	KEY2	I	Operation key signal input
3	SP IN	I	A/D signal input from IC602
4	SP A	O	Band select signal output for IC602
5	SP B	O	Band select signal output for IC602
6	SP C	O	Band select signal output for IC602
7	SA CS	I	Chip select signal input
8	DSP RST	O	Reset signal output for IC401
9	DSP CS	O	Chip select signal output for IC401
10	DSP SNS	I	Sense signal input from IC401
11	DSP ACK	I	Acknowledge signal input from IC401
12	DSP CK	O	Clock signal output for IC401
13	DSP DO	O	Data signal output for IC401
14	DSP DI	I	Data signal input from IC401
15	SA REQ	O	Request signal output for Tuner/Amplifier
16	SA CK	O	Serial communication signal to Tuner/Amplifier (Clock signal output)
17	SA DO	O	Serial communication signal to Tuner/Amplifier (Data signal output)
18	SA DI	I	Serial communication signal to Tuner/Amplifier (Data signal input)
19	CD&DECK CS	I	Chip select signal input (CD and Deck mechanism)
20	CD&DECK CK	I	Clock signal input (CD and Deck mechanism)
21	CD&DECK DO	O	Data signal output (CD and Deck mechanism)
22	CD&DECK DI	I	Data signal input (CD and Deck mechanism)
23	CD REQ	O	Serial data request signal output for CD
24	DECK REQ	O	Serial data request signal output for Deck mechanism
25   28	NC	-	Not used, open
29	SYNC	I	Power failure detect signal input
30	BR93 CS	O	Chip select signal output for EEPROM
31	BR93 CK	O	Clock signal output for EEPROM
32	BR93 DATA	I	Data signal input from EEPROM
33 34	NC	-	Not used, open
35	RESET	I	System reset signal input
36	JOG A	I	JOG A signal input
37	JOG B	I	JOG B signal input
38	X IN	I	Ceramic oscillator connected ( $f=8$ MHz)
39	X OUT	O	
40	V <sub>SS</sub>	-	GND terminal
41   45	NC	-	Not used, open
46   56	11G   1G	O	Grid signal output
57   80	P24   P1	O	Segment signal output
81	LED SSS	O	LED (SUPER SURROUND) signal output
82	LED DPL	O	LED (DOLBY PRO LOGIC) signal output
83	LED SPO	O	ORANGE LED (SEAT POSITION) signal output
84	LED SPG	O	GREEN LED (SEAT POSITION) signal output

Pin No.	Terminal Name	I/O	Function
85	LED 3DO	O	ORANGE LED (3D ENHANCED SURROUND) signal output
86	LED 3DG	O	GREEN LED (3D ENHANCED SURROUND) signal output
87	LED MRO	O	ORANGE LED (MULTI REAR SURROUND) signal output
88	LED MRG	O	GREEN LED (MULTI REAR SURROUND) signal output
89	LED VRO	O	ORANGE LED (VIRTUAL REAR SURROUND) signal output
90	LED VRG	O	GREEN LED (VIRTUAL REAR SURROUND) signal output
91	V <sub>CC</sub>	I	Power supply terminal
92	LED CFO	O	ORANGE LED (CENTER FOCUS) signal output
93	LED CFG	O	GREEN LED (CENTER FOCUS) signal output
94	REG IN0	I	Destination select signal input
95	REG IN1		
96	NC	-	Not used, open
97			
98	V <sub>EE</sub>	I	Power supply terminal
99	AV <sub>SS</sub>	-	GND terminal
100	VREF	I	Reference voltage input

# 12 Replacement Parts List

## Notes:

- Important safety notice:

Components identified by  $\Delta$  mark have special characteristics important for safety.

Furthermore, special parts which have purposes of fire-retardant (resistors), high-quality sound (capacitors), low-noise (resistors), etc. are used.

When replacing any of components, be sure to use only manufacture's specified parts shown in the parts list.

- The marking <RTL> indicates that Retention Time is Limited for this item. After the discontinuation of this assembly in production, the item will continue to be available for a specific period of time. The retention period of availability is dependent on the type of assembly, and in accordance with the laws governing part and product retention. After the end of this period, the assembly will no longer be available.
- All parts are supplied by MESA.

Ref. No.	Part No.	Part Name & Description	Pcs	Remarks
1	RKM0400-1S	TOP CABINET	1	
2	RHD30007-S	SCREW	4	
3	XTB3+8JFZ	SCREW	13	
4	RKA0105-K	RUBBER	4	
5	RKA0106-N	FOOT RING	4	
6	RYP0947-S	FRONT PANEL ASS'Y	1	
6-1	RGB0025-A	TECHNICS BADGE	1	
6-2	RKW0576A-1V	FL WINDOW	1	
7	RMQ0952	RUBBER	1	
C101-04	ECBT1H101KB5	50V 100P	4	
C107,08	ECBT1H101KB5	50V 100P	2	
C109	ECA1CAK100XB	16V 10U	1	
C111-16	ECBT1H101KB5	50V 100P	6	
C118	ECBT1H221KB5	50V 220P	1	
C119	ECBT1H101KB5	50V 100P	1	
C121	ECBT1H102KB5	50V 1000P	1	
C201	ECBT1H104KB5	50V 0.1U	1	
C202-04	ECBT1H470J5	50V 47P	3	
C205,06	ECBA1H681KB5	50V 680P	2	
C207,08	ECBT1H330J5	50V 33P	2	
C209,10	ECBT1H331KB5	50V 330P	2	
C213,14	RCE1HKA4R7BG	50V 4.7U	2	
C215,16	ECBT1C103MS5	16V 0.01U	2	
C218	ECBT1H104KB5	50V 0.1U	1	
C219,20	ECBT1C103MS5	16V 0.01U	2	
C251-54	ECBT1C103MS5	16V 0.01U	4	
C255,56	ECBT1H101KB5	50V 100P	2	
C261-66	ECBT1H101KB5	50V 100P	6	
C268-70	ECBT1H101KB5	50V 100P	3	
C275,76	ECA1CAK100XB	16V 10U	2	
C293	RCE1HKA3R3BG	50V 3.3U	1	
C294	ECA1CAK220XB	16V 22U	1	
C302-04	ECA1CAK220XB	16V 22U	3	
C305,06	RCE1HKA4R7BG	50V 4.7U	2	
C307,08	ECBT1H101KB5	50V 100P	2	
C309,10	ECBT1H270J5	50V 27P	2	
C312	ECA1CAK220XB	16V 22U	1	
C315,16	ECBT1H101KB5	50V 100P	2	
C317	ECBT1H471KB5	50V 470P	1	
C318	ECBT1H390J5	50V 39P	1	
C319,20	ECBT1C103MS5	16V 0.01U	2	
C322	ECBT1H333KB5	50V 0.033U	1	
C323,24	ECA1CAK220XB	16V 22U	2	
C325,26	RCE1CKA470BG	16V 47U	2	
C327,28	RCE1HKA3R3BG	50V 3.3U	2	
C329,30	RCE1AKA470BG	10V 47U	2	

Ref. No.	Part No.	Part Name & Description	Pcs	Remarks
C331,32	ECA1CAK100XB	16V 10U	2	
C333,34	ECBT1H101KB5	50V 100P	2	
C335,36	ECBT1H270J5	50V 27P	2	
C337	ECBT1H333KB5	50V 0.033U	1	
C338,39	ECBT1C103MS5	16V 0.01U	2	
C341,42	ECBT1C103MS5	16V 0.01U	2	
C343	ECA1CAK330XB	16V 33U	1	
C344	ECA1CAK220XB	16V 22U	1	
C345	ECA1CAK100XB	16V 10U	1	
C346	ECBT1H101KB5	50V 100P	1	
C347	ECA1CAK100XB	16V 10U	1	
C348	ECBT1H101KB5	50V 100P	1	
C349	ECBA1H681KB5	50V 680P	1	
C350	ECA1CAK330XB	16V 33U	1	
C351	RCE1HKA4R7BG	50V 0.47U	1	
C352	RCE1CKA470BG	16V 47U	1	
C353	RCE1HKA3R3BG	50V 3.3U	1	
C354	RCE1CKA470BG	16V 47U	1	
C355	ECBT1C103MS5	16V 0.01U	1	
C358	ECBT1C103MS5	16V 0.01U	1	
C359,60	RCE1HKA4R7BG	50V 4.7U	2	
C362	RCE1CKA470BG	16V 47U	1	
C363	ECA1CAK100XB	16V 10U	1	
C364	RCE1CKA470BG	16V 47U	1	
C365-67	ECA1CAK100XB	16V 10U	3	
C368	ECA1CAK220XB	16V 22U	1	
C401	ECUV1E223KBN	25V 0.022U	1	
C402	ECUV1H103KBN	50V 0.01U	1	
C403	ECUVNA105KBN	10V 1U	1	
C404	ECA0JAK470XH	6.3V 47U	1	
C501	ECBT1H683KB5	50V 0.068U	1	
C503	ECBT1H683KB5	50V 0.068U	1	
C505,06	ECBT1C103MS5	16V 0.01U	2	
C507	ECBT1H563KB5	50V 0.056U	1	
C509	ECBT1H683KB5	50V 0.068U	1	
C511	ECBT1C682KR5	16V 6800P	1	
C513,14	ECBT1C103MS5	16V 0.01U	2	
C515	ECA1CAK220XB	16V 22U	1	
C601	ECBT1H104KB5	50V 0.1U	1	
C602	ECA0JM102	6.3V 1000U	1	
C603,04	ECBT1H102KB5	50V 1000P	2	
C605	ECA1VAK330XB	35V 33U	1	
C606,07	ECBT1H471KB5	50V 470P	2	
C608	ECBT1H221KB5	50V 220P	1	
C609,10	ECBT1C103MS5	16V 0.01U	2	
C611-13	ECEA1HKS3R3	50V 3.3U	3	
C614	ECA1CAK100XB	16V 10U	1	
C615	ECA1VAK330XB	35V 33U	1	
C616	ECEA1VKS330Q	35V 33U	1	
C618,19	ECBT1C103MS5	16V 0.01U	2	
C620,21	ECA1HAKOR1XB	50V 0.1U	2	
C622	ECBT1H104KB5	50V 0.1U	1	
C623	ECA1HAKOR1XB	50V 0.1U	1	
C624	ECBT1C103MS5	16V 0.01U	1	
C625	ECA0JAK101XB	6.3V 100U	1	
C626	ECBT1H473KB5	50V 0.047U	1	
C627,28	ECEA1HKS3R3	50V 3.3U	2	
C753,54	ECBT1C103MS5	16V 0.01U	2	
C761-63	ECBT1C103MS5	16V 0.01U	3	
C764	ECA1AAK221XH	10V 220U	1	
C765	ECBT1C103MS5	16V 0.01U	1	
C766	ECA1CAK100XB	16V 10U	1	
C767	ECBT1C103MS5	16V 0.01U	1	
C768	ECA1CAK100XB	16V 10U	1	
C769	ECBT1C103MS5	16V 0.01U	1	
C770	ECA1CAK100XB	16V 10U	1	
C771,72	ECBT1C103MS5	16V 0.01U	2	
C773	ECA1AAK221XH	10V 220U	1	
C774	ECA1CAM221XB	16V 220U	1	
C801,02	ECUV1H222KBN	50V 2200P	2	
C803,04	ECA1CAK100XB	16V 10U	2	

Ref. No.	Part No.	Part Name & Description	Pcs	Remarks
C805,06	RCE1HKA4R7BG	50V 4.7U	2	
C807,08	ECUVNE104KBN	25V 0.1U	2	
C809	RCE1HKA4R7BG	50V 4.7U	1	
C811	ECUV1H561KBN	50V 560P	1	
C812	ECUV1H471KBN	50V 470P	1	
C813,14	ECA0JAK470XH	6.3V 47U	2	
C815-17	ECA1HAK010XI	50V 1U	3	
C818	ECA1CAK100XB	16V 10U	1	
C819,20	ECUV1H103KBN	50V 0.01U	2	
C821,22	ECUV1H222KBN	50V 2200P	2	
C823,24	ECA1HAK010XI	50V 1U	2	
C827,28	ECUV1H103KBN	50V 0.01U	2	
C829,30	ECUV1H222KBN	50V 2200P	2	
C831	ECA1HAK010XI	50V 1U	1	
C832	ECA1CAK100XB	16V 10U	1	
C833	ECA0JAK470XH	6.3V 47U	1	
C834	ECUV1H222KBN	50V 2200P	1	
C836	EEAF0J101B	6.3V 100U	1	
C837-39	ECA0JAK470XH	6.3V 47U	3	
C840	ECUV1H102KBN	50V 1000P	1	
C841	ECUV1H103KBN	50V 0.01U	1	
C842	ECUV1H050DCN	50V 5P	1	
C843	ECUV1H120JCN	50V 12P	1	
C844	ECUVNA105KBN	10V 1U	1	
C846	ECUVNA105KBN	10V 1U	1	
C847	ECUV1E223KBN	25V 0.022U	1	
C848	ECUVNE104KBN	25V 0.1U	1	
C849	EEAF0J101B	6.3V 100U	1	
C850	ECUVNA105KBN	10V 1U	1	
C851,52	ECUV1H222KBN	50V 2200P	2	
C853,54	ECA1CAK100XB	16V 10U	2	
C855,56	RCE1HKA4R7BG	50V 4.7U	2	
C857,58	ECUVNE104KBN	25V 0.1U	2	
C859	RCE1HKA4R7BG	50V 4.7U	1	
C860	ECUV1H222KBN	50V 2200P	1	
C861	ECUV1H561KBN	50V 560P	1	
C862	ECUV1H471KBN	50V 470P	1	
C863,64	ECA0JAK470XH	6.3V 47U	2	
C865	ECUVNA105KBN	10V 1U	1	
C866-68	ECA1HAK010XI	50V 1U	3	
C869	ECUV1H103KBN	50V 0.01U	1	
C871,72	ECUV1H222KBN	50V 2200P	2	
C873-76	ECA1HAK010XI	50V 1U	4	
C877,78	ECUV1H103KBN	50V 0.01U	2	
C879,80	ECUV1H222KBN	50V 2200P	2	
C881,82	ECA1HAK010XI	50V 1U	2	
C883	ECA0JAK470XH	6.3V 47U	1	
C884	ECUV1H222KBN	50V 2200P	1	
C886	EEAF0J101B	6.3V 100U	1	
C887,88	ECA0JAK470XH	6.3V 47U	2	
C889	ECUVNE104KBN	25V 0.1U	1	
C891	ECUV1H103KBN	50V 0.01U	1	
C892	ECA0JAK470XH	6.3V 47U	1	
C893-97	ECUV1E223KBN	25V 0.022U	5	
C898	EEAF0J101B	6.3V 100U	1	
C899	ECA0JAK470XH	6.3V 47U	1	
CN201	RJT065A20	SYSTEM CONNECTOR (20P)	1	
CN202	RJT065K20	SYSTEM CONNECTOR (20P)	1	
D203	MA165	DIODE	1	
D204	MA719TA	DIODE	1	
D205	MA4056M	DIODE	1	
D301	MA700	DIODE	1	
D302	MA165	DIODE	1	
D304,05	MA719TA	DIODE	2	
D306	MA4051-L	DIODE	1	
D401,02	MA111TX	DIODE	2	
D601-04	1SS291TA	DIODE	4	
D605-10	MA165	DIODE	6	△
D611,12	1NJ301MPUJAD	LED	2	
D613-17	SML79455C	LED	5	
D652	MA165	DIODE	1	
D654,55	MA165	DIODE	2	

Ref. No.	Part No.	Part Name & Description	Pcs	Remarks
D761	MA4082LTA	DIODE	1	△
D762	RLIN4003N02	DIODE	1	
D763-66	MA165	DIODE	4	
D767	MA4051M	DIODE	1	
D770	MA4062F	DIODE	1	△
D771	MA4051-L	DIODE	1	
D772	MA165	DIODE	1	
FL601	RSL0299-F	FL	1	
IC201	NJU7313AMT2	IC	1	
IC202	M5218AFPE3	IC	1	
IC203	BU4053BCFE2	IC	1	
IC251,52	BU4053BCFE2	IC	2	
IC301	M5218AP	IC	1	
IC302-04	M5218AFPE3	IC	3	
IC401	M38037M8108F	IC	1	
IC501,02	M5218AFPE3	IC	2	
IC601	M38199MF215F	IC	1	
IC602	M62457AFPE1	IC	1	
IC801	TC9496F-012	IC	1	
IC802	TC9496F-013	IC	1	
JK101	SJF3068-7N	JACK, AUX (DVD)	1	
JK102	SJF3069-5N	JACK, VCR (EXT)	1	
JK103	SJFD7	JACK, S. WOOFER OUT	1	
JK104	SJF3069-5N	JACK, FRONT/SUR.	1	
JK105	SJF3068-3N	JACK, CENTER/S. WOOFER	1	
L101-03	BL02RN2R65T2	COIL	3	
L301,02	RLQA3R3JT1-Y	COIL	2	
L303,04	BL02RN2R65T2	COIL	2	
L401	RLQB100JTD-D	COIL	1	
L601	RLQA100JT1-Y	COIL	1	
L801	RLBN102V-Y	COIL	1	
L803,04	RLBN102V-Y	COIL	2	
L806	RLBN102V-Y	COIL	1	
L807,08	RLQB100JTD-D	COIL	2	
L809	RLBN102V-Y	COIL	1	
L810	RLQB100JTD-D	COIL	1	
L811	RLBN102V-Y	COIL	1	
L812,13	RL500050T-Y	COIL	2	
PCB1	REP2963A-M	MAIN PCB ASS'Y	1	<RTL>
Q301-04	2SC3327A	TRANSISTOR	4	
Q307,08	UN411FTA	TRANSISTOR	2	
Q310	UN411FTA	TRANSISTOR	1	
Q311-1B	2SD2144STA	TRANSISTOR	8	
Q319,20	UN411FTA	TRANSISTOR	2	
Q323,24	2SD2144STA	TRANSISTOR	2	
Q326	UN411FTA	TRANSISTOR	1	
Q327	2SC3311ATA	TRANSISTOR	1	
Q328	UN411FTA	TRANSISTOR	1	
Q329-31	2SC3327A	TRANSISTOR	3	
Q332	UN411FTA	TRANSISTOR	1	
Q335,36	2SD2144STA	TRANSISTOR	2	
Q337	UN411FTA	TRANSISTOR	1	
Q601	UN4211	TRANSISTOR	1	
Q602-04	2SC3311ATA	TRANSISTOR	3	
Q761,62	2SD2137PQTA	TRANSISTOR	2	△
Q763	2SD592AR	TRANSISTOR	1	△
Q764	2SB1417PQTA	TRANSISTOR	1	
Q765	2SC3311ATA	TRANSISTOR	1	
Q766	2SB621A-R	TRANSISTOR	1	
Q767	2SC3311ATA	TRANSISTOR	1	
Q768	2SC3940AQSTA	TRANSISTOR	1	△
R101,02	ERDS2FJ104	1/4W 100K	2	
R103,04	ERDS2FJ102	1/4W 1K	2	
R105,06	ERDS2FJ123	1/4W 12K	2	
R107,08	ERDS2FJ332	1/4W 3.3K	2	
R111,12	ERDS2FJ332	1/4W 3.3K	2	
R113,14	ERDS2FJ123	1/4W 12K	2	

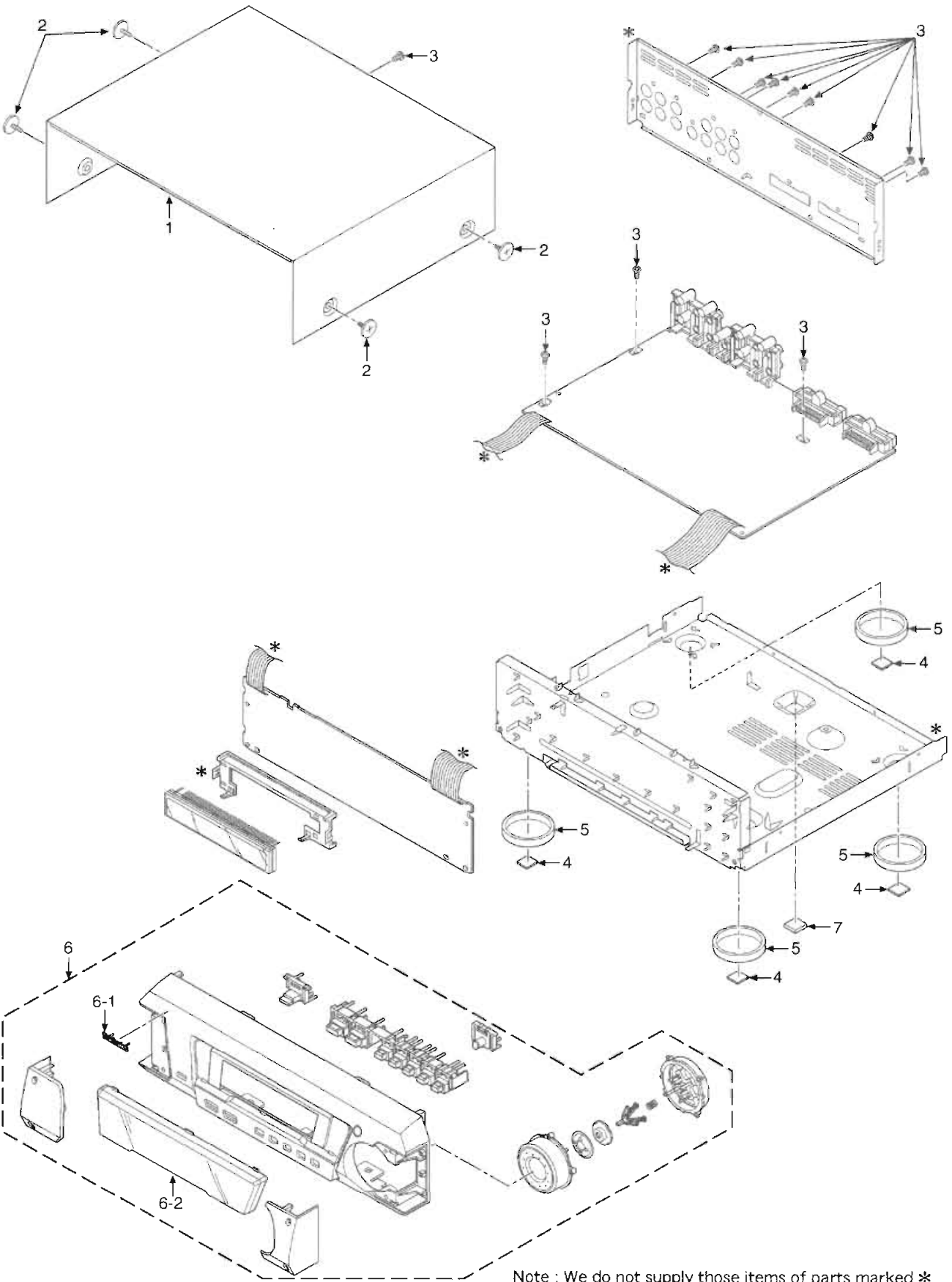
Ref. No.	Part No.	Part Name & Description	Pcs	Remarks
R115, 16	ERDS2FJ822	1/4W 8.2K	2	
R117-20	ERDS2FJ562	1/4W 5.6K	4	
R121-23	ERDS2FJ822	1/4W 8.2K	3	
R124	ERDS2FJ103	1/4W 10K	1	
R125	ERDS2FJ562	1/4W 5.6K	1	
R126	ERDS2FJ101	1/4W 100	1	
R127	ERDS2FJ104	1/4W 100K	1	
R128	ERDS2FJ102	1/4W 1K	1	
R131, 32	ERDS2FJ222	1/4W 2.2K	2	
R154	ERDS2FJ222	1/4W 2.2K	1	
R155	ERDS2FJ102	1/4W 1K	1	
R156, 57	ERDS2FJ563	1/4W 56K	2	
R158, 59	ERDS2FJ102	1/4W 1K	2	
R204	ERD16TJ000T	1/4W 0	1	
R207, 08	ERDS2FJ563	1/4W 56K	2	
R209, 10	ERDS2FJ273	1/4W 27K	2	
R211, 12	ERDS2FJ563	1/4W 56K	2	
R213, 14	ERDS2FJ224	1/4W 220K	2	
R215, 16	ERDS2FJ472	1/4W 4.7K	2	
R217-20	ERDS2FJ222	1/4W 2.2K	4	
R221, 22	ERDS2FJ104	1/4W 100K	2	
R223-25	ERDS2FJ472	1/4W 4.7K	3	
R226	ERDS2FJ104	1/4W 100K	1	
R227	ERDS2FJ102	1/4W 1K	1	
R228	ERDS2FJ331	1/4W 330	1	
R229	ERDS2FJ391	1/4W 390	1	
R230, 31	ERDS2FJ102	1/4W 1K	2	
R232	ERDS2FJ223	1/4W 22K	1	
R233	ERDS2FJ122	1/4W 1.2K	1	
R251-56	ERDS2FJ104	1/4W 100K	6	
R258	ERD16TJ000T	1/4W 0	1	
R261, 62	ERDS2FJ102	1/4W 1K	2	
R263, 64	ERDS2FJ682	1/4W 6.8K	2	
R265, 66	ERDS2FJ103	1/4W 10K	2	
R267, 68	ERDS2FJ102	1/4W 1K	2	
R269, 70	ERDS2FJ822	1/4W 8.2K	2	
R271, 72	ERDS2FJ102	1/4W 1K	2	
R273, 74	ERDS2FJ221	1/4W 220	2	
R275, 76	ERDS2FJ223	1/4W 22K	2	
R277	ERDS2FJ102	1/4W 1K	1	
R278	ERDS2FJ473	1/4W 47K	1	
R301, 02	ERDS2FJ152	1/4W 1.5K	2	
R303, 04	ERDS2FJ223	1/4W 22K	2	
R305, 06	ERDS2FJ102	1/4W 1K	2	
R307, 08	ERDS2FJ561	1/4W 560	2	
R309, 10	ERDS2FJ102	1/4W 1K	2	
R311, 12	ERDS2FJ392	1/4W 3.9K	2	
R313	ERDS2FJ152	1/4W 1.5K	1	
R314	ERDS2FJ223	1/4W 22K	1	
R319, 20	ERDS2FJ224	1/4W 220K	2	
R321	ERDS2FJ182	1/4W 1.8K	1	
R322	ERDS2FJ223	1/4W 22K	1	
R323	ERDS2FJ154	1/4W 150K	1	
R327	ERDS2FJ472	1/4W 4.7K	1	
R328, 29	ERDS2FJ224	1/4W 220K	2	
R330	ERDS2FJ104	1/4W 100K	1	
R331	ERDS2FJ102	1/4W 1K	1	
R332	ERDS2FJ222	1/4W 2.2K	1	
R333	ERDS2FJ223	1/4W 22K	1	
R334	ERDS2FJ102	1/4W 1K	1	
R337, 38	ERDS2FJ104	1/4W 100K	2	
R339, 40	ERDS2FJ102	1/4W 1K	2	
R341	ERDS2FJ391	1/4W 390	1	
R342	ERDS2FJ471	1/4W 470	1	
R343, 44	ERDS2FJ102	1/4W 1K	2	
R345	ERDS2FJ472	1/4W 4.7K	1	
R346	ERDS2FJ822	1/4W 8.2K	1	
R347, 48	ERDS2FJ120	1/4W 12	2	
R349, 50	ERDS2FJ102	1/4W 1K	2	
R351, 52	ERDS2FJ561	1/4W 560	2	
R353	ERDS2FJ224	1/4W 220K	1	
R354	ERDS2FJ104	1/4W 100K	1	
R355, 56	ERDS2FJ222	1/4W 2.2K	2	
R357	ERDS2FJ123	1/4W 12K	1	

Ref. No.	Part No.	Part Name & Description	Pcs	Remarks
R358	ERDS2FJ332	1/4W 3.3K	1	
R359, 60	ERDS2FJ103	1/4W 10K	2	
R361, 62	ERDS2FJ224	1/4W 220K	2	
R363	ERDS2FJ102	1/4W 1K	1	
R364, 65	ERDS2FJ154	1/4W 150K	2	
R367, 68	ERDS2FJ222	1/4W 2.2K	2	
R369, 70	ERDS2FJ104	1/4W 100K	2	
R373, 74	ERDS2FJ102	1/4W 1K	2	
R375, 76	ERDS2FJ682	1/4W 6.8K	2	
R377, 78	ERDS2FJ102	1/4W 1K	2	
R379, 80	ERDS2FJ184	1/4W 180K	2	
R381, 82	ERDS2FJ471	1/4W 470	2	
R383	ERDS2FJ154	1/4W 150K	1	
R384	ERDS2FJ105	1/4W 1M	1	
R385	ERDS2FJ222	1/4W 2.2K	1	
R386	ERDS2FJ152	1/4W 1.5K	1	
R387	ERDS2FJ223	1/4W 22K	1	
R388	ERDS2FJ152	1/4W 1.5K	1	
R389	ERDS2FJ104	1/4W 100K	1	
R390	ERDS2FJ272	1/4W 2.7K	1	
R391	ERDS2FJ563	1/4W 56K	1	
R392	ERDS2FJ122	1/4W 1.2K	1	
R393	ERDS2FJ102	1/4W 1K	1	
R394	ERDS2FJ222	1/4W 2.2K	1	
R395	ERDS2FJ105	1/4W 1M	1	
R396	ERDS2FJ104	1/4W 100K	1	
R397, 98	ERDS2FJ102	1/4W 1K	2	
R399	ERDS2FJ154	1/4W 150K	1	
R401	ERJ6GEYJ104V	1/10W 100K	1	
R402	ERJ6GEYJ221V	1/10W 220	1	
R403-05	ERDS2FJ102	1/4W 1K	3	
R406	ERJ6GEYJ103V	1/10W 10K	1	
R407	ERJ6GEYJ471V	1/10W 470	1	
R416-18	ERJ6GEYJ102V	1/10W 1K	3	
R419	ERJ6GEYJ331V	1/10W 330	1	
R420	ERJ6GEYJ102V	1/10W 1K	1	
R428, 29	ERJ6GEYJ472V	1/10W 4.7K	2	
R430	ERJ6GEYJ104V	1/10W 100K	1	
R431-34	ERJ6GEYJ221V	1/10W 220	4	
R439	ERJ6GEYJ104V	1/10W 100K	1	
R440	ERJ6GEYJ102V	1/10W 1K	1	
R441-45	ERJ6GEYJ103V	1/10W 10K	5	
R447-53	ERJ6GEYJ102V	1/10W 1K	7	
R454, 55	ERJ6GEYJ103V	1/10W 10K	2	
R456	ERJ6GEYJ102V	1/10W 1K	1	
R458	ERJ6GEYOR00V	1/10W 0	1	
R461	ERJ6GEYJ221V	1/10W 220	1	
R462	ERJ6GEYOR00V	1/10W 0	1	
R466	ERDS2FJ102	1/4W 1K	1	
R505	ERDS2FJ224	1/4W 220K	1	
R507	ERDS2FJ153	1/4W 15K	1	
R509	ERDS2FJ103	1/4W 10K	1	
R511	ERDS2FJ104	1/4W 100K	1	
R513	ERDS2FJ823	1/4W 82K	1	
R515	ERDS2FJ331	1/4W 330	1	
R545	ERDS2FJ102	1/4W 1K	1	
R601-03	ERDS2FJ102	1/4W 1K	3	
R604, 05	ERDS2FJ103	1/4W 10K	2	
R606	ERDS2FJ102	1/4W 1K	1	
R607, 08	ERDS2FJ221	1/4W 220	2	
R609	ERDS2FJ222	1/4W 2.2K	1	
R610	ERDS2FJ102	1/4W 1K	1	
R611	ERDS2FJ101	1/4W 100	1	
R612	ERDS2FJ102	1/4W 1K	1	
R613	ERDS2FJ562	1/4W 5.6K	1	
R614-17	ERDS2FJ102	1/4W 1K	4	
R618	ERDS2FJ104	1/4W 100K	1	
R619	ERDS2FJ681	1/4W 680	1	
R620, 21	ERDS2FJ471	1/4W 470	2	
R622, 23	ERDS2FJ104	1/4W 100K	2	
R624-30	ERDS2FJ181	1/4W 180	7	
R631	ERDS2FJ821	1/4W 820	1	
R632	ERDS2FJ102	1/4W 1K	1	
R633	ERDS2FJ122	1/4W 1.2K	1	

Ref. No.	Part No.	Part Name & Description	Pcs	Remarks
R634	ERDS2FJ152	1/4W 1.5K	1	
R635	ERDS2FJ182	1/4W 1.8K	1	
R636	ERDS2FJ222	1/4W 2.2K	1	
R637	ERDS2FJ821	1/4W 820	1	
R638	ERDS2FJ102	1/4W 1K	1	
R639	ERDS2FJ122	1/4W 1.2K	1	
R640	ERDS2FJ152	1/4W 1.5K	1	
R641	ERDS2FJ182	1/4W 1.8K	1	
R642	ERDS2FJ222	1/4W 2.2K	1	
R643,44	ERDS2FJ102	1/4W 1K	2	
R645	ERDS2FJ101	1/4W 100	1	
R646	ERDS2FJ222	1/4W 2.2K	1	
R647	ERDS2FJ223	1/4W 22K	1	
R648-50	ERDS2FJ104	1/4W 100K	3	
R651	ERDS2FJ102	1/4W 1K	1	
R652,53	ERDS2FJ472	1/4W 4.7K	2	
R654-56	ERDS2FJ103	1/4W 10K	3	
R657	ERDS2FJ473	1/4W 47K	1	
R658,59	ERDS2FJ472	1/4W 4.7K	2	
R660	ERDS2FJ473	1/4W 47K	1	
R661	ERDS2FJ223	1/4W 22K	1	
R662	ERDS2FJ271	1/4W 270	1	
R663,64	ERDS2FJ331	1/4W 330	2	
R665,66	ERDS2FJ473	1/4W 47K	2	
R667	ERDS2FJ391	1/4W 390	1	
R668	ERDS2FJ222	1/4W 2.2K	1	
R670	ERDS2FJ104	1/4W 100K	1	
R716	ERDS2FJ821	1/4W 820	1	
R761,62	ERDS2FJ2R2	1/4W 2.2	2	
R763	ERQ16NKWR33E	1/6W 0.33	1	△
R764	ERDS2FJ821	1/4W 820	1	
R765	ERDS2FJ221	1/4W 220	1	
R766	ERDS2FJ182	1/4W 1.8K	1	
R767	ERDS2FJ102	1/4W 1K	1	
R768,69	ERDS2FJ122	1/4W 1.2K	2	
R770	ERD2FCJ4R7	1/4W 4.7	1	△
R771	ERDS2FJ102	1/4W 1K	1	
R772	ERDS2FJ122	1/4W 1.2K	1	
R773	ERDS2FJ102	1/4W 1K	1	
R774	ERDS2FJ221	1/4W 220	1	
R801,02	ERJ6GEYJ102V	1/10W 1K	2	
R803	ERJ6GEYJ274V	1/10W 270K	1	
R804	ERJ6GEYJ473V	1/10W 47K	1	
R805,06	ERJ6GEYJ821V	1/10W 820	2	
R807-09	ERJ6GEYJ103V	1/10W 10K	3	
R810	ERJ6GEYJ560V	1/10W 56	1	
R811	ERJ6GEYJ104V	1/10W 100K	1	
R813,14	ERJ6GEYJ271V	1/10W 270	2	
R816	ERJ6GEYJ105	1/10W 1M	1	
R817,18	ERJ6GEYJ271V	1/10W 270	2	
R821,22	ERJ6GEYJ271V	1/10W 270	2	
R823,24	ERDS2FJ271	1/4W 270	2	
R826	ERJ6GEYJ271V	1/10W 270	1	
R827,28	ERJ6GEYJ472V	1/10W 4.7K	2	
R829,30	ERJ6GEYJ332V	1/10W 3.3K	2	
R831	ERJ6GEYJ101V	1/10W 100	1	
R832	ERJ6GEYJ221V	1/10W 220	1	
R833	ERJ6GEYJ472V	1/10W 4.7K	1	
R834-39	ERJ6GEYJ331V	1/10W 330	6	
R840	ERJ6GEYJ103V	1/10W 10K	1	
R841,42	ERJ6GEYJ331V	1/10W 330	2	
R844,45	ERJ6GEYJ331V	1/10W 330	2	
R849	ERJ6GEYJ271V	1/10W 270	1	
R851,52	ERJ6GEYJ102V	1/10W 1K	2	
R853,54	ERJ6GEYJ274V	1/10W 270K	2	
R857-59	ERJ6GEYJ103V	1/10W 10K	3	
R860	ERJ6GEYJ560V	1/10W 56	1	
R861	ERJ6GEYJ104V	1/10W 100K	1	
R863,64	ERJ6GEYJ561V	1/10W 560	2	
R867,68	ERJ6GEYJ561V	1/10W 560	2	
R869-72	ERJ6GEYJ271V	1/10W 270	4	
R873,74	ERJ6GEYJ331V	1/10W 330	2	
R875,76	ERJ6GEYJ271V	1/10W 270	2	
R877,78	ERJ6GEYJ104V	1/10W 100K	2	

Ref. No.	Part No.	Part Name & Description	Pcs	Remarks
R881	ERJ6GEYJ101V	1/10W 100	1	
R882	ERJ6GEYJ105	1/10W 1M	1	
R883	ERJ6GEYJ472V	1/10W 4.7K	1	
R884,85	ERJ6GEYJ331V	1/10W 330	2	
R888,89	ERJ6GEYJ331V	1/10W 330	2	
R890	ERJ6GEYJ103V	1/10W 10K	1	
R891,92	ERDS2FJ222	1/4W 2.2K	2	
R898-02	ERJ6GEY0R00V	1/10W 0	5	
R903	ERDS2FJ124	1/4W 120K	1	
R904-07	ERJ6GEY0R00V	1/10W 0	4	
S601-07	EVQ11G05R	SW,PUSH	7	
S608-11	EVQ11G07K	SW,PUSH	4	
S612,13	EVQ11G05R	SW,PUSH	2	
S614	ESE24SV7	SW,MULTI JOG	1	
X401	RSXY8M00M06T	OSCILLATOR	1	
X601	RSXY8M00M06T	OSCILLATOR	1	
X801	RSXZ368M01T	OSCILLATOR	1	

# 13 Cabinet Parts Location



Note : We do not supply those items of parts marked \* .

