

# Technics

# Technical Information

## INTRODUCTION

This technical information is a summary of quality problems encountered with OSD products, which have occurred in JAPAN and overseas.

This technical information is issued as a reference to help you improve your servicing by reporting problems which have occurred in various markets.

Please keep the contents strictly confidential.

We hope you find the contents useful.

## CONTENTS

Ref NO.	MODEL	TROUBLES - REPORTED
L - 24	SL-5, DL5	Return position is abnormal.
L - 25	SL-Q33, D33	Turntable does not stop or start without start command.
B - 1	SB-G900	New technical information.



YASUHIKO IWAMI

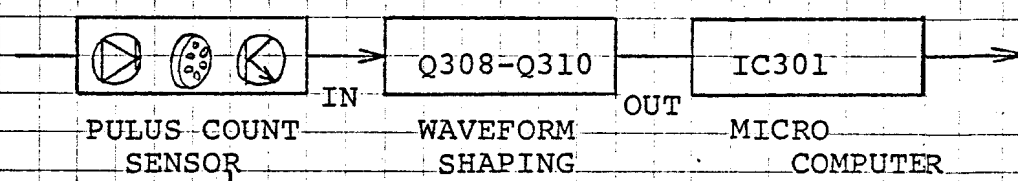
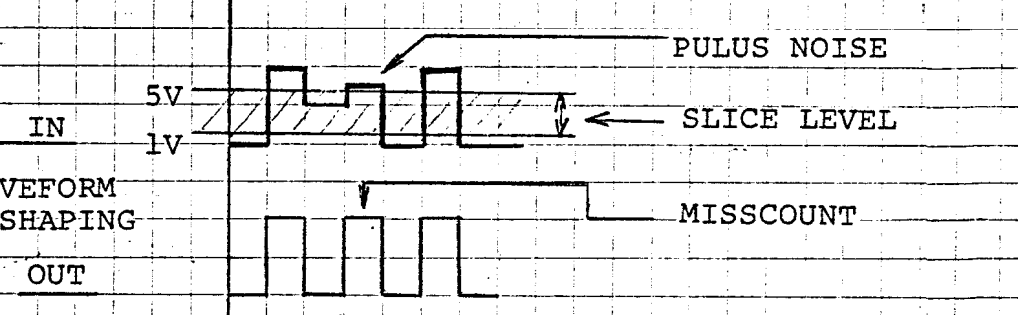
G.M.  
STEREO DIVISION  
SERVICE DEPARTMENT

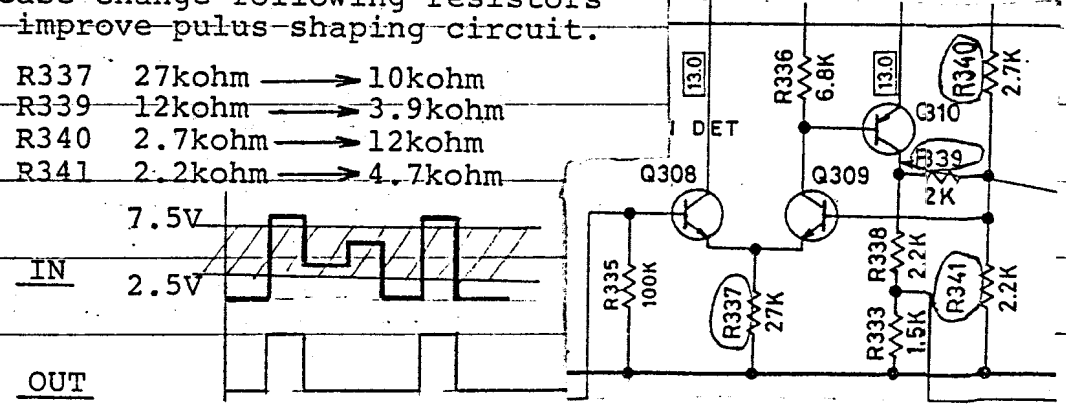
SUBJECT	Return position is abnormal.
---------	------------------------------

Model	SL-5, DL5
-------	-----------

Information from:	JAPAN
-------------------	-------

Symptom	Return timing of tonearm is too fast. Tonearm is returning before music completed.
---------	---

Cause and Explanation	<p>Pulus counter circuit is miscounted by the pulus noise which come from unstable rotation of pulus count mechanism.</p>  
-----------------------	--

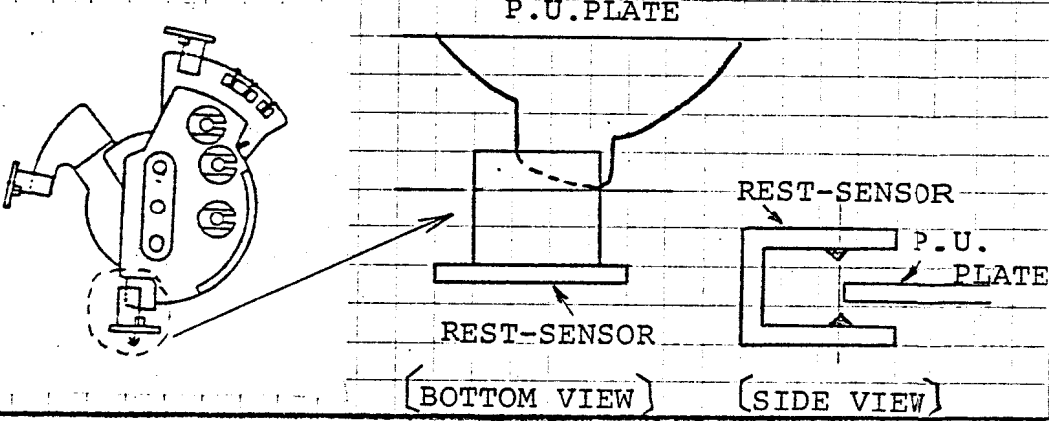
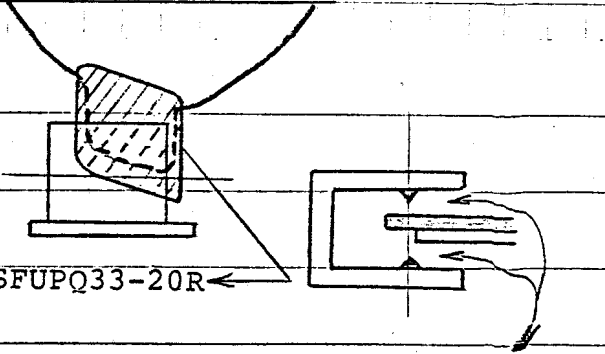
REMEDY	<p>Please change following resistors to improve pulus shaping circuit.</p> <p>R337 27kohm → 10kohm  R339 12kohm → 3.9kohm  R340 2.7kohm → 12kohm  R341 2.2kohm → 4.7kohm</p> 
--------	---

Effective Date	<p>1. Cannot find this phenomenon by manual operating.  2. Nonstandard cutting disc cannot improve by this remedy.</p>
----------------	--

SUBJECT	Turntable does not stop or start without start command.
---------	---

Model	SL-Q33,D33
-------	------------

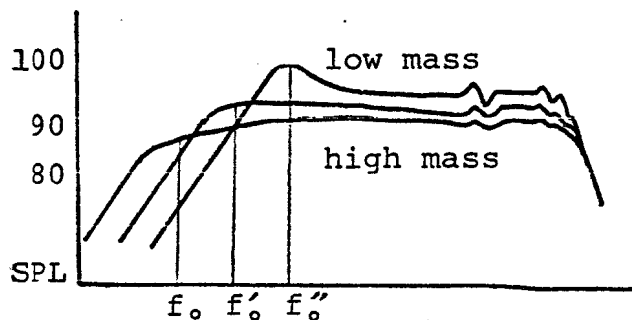
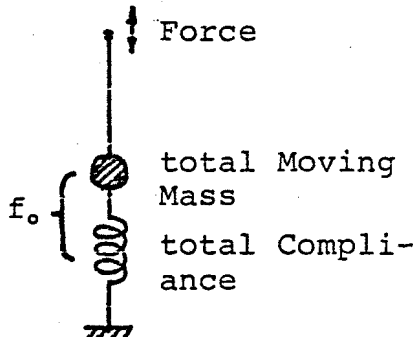
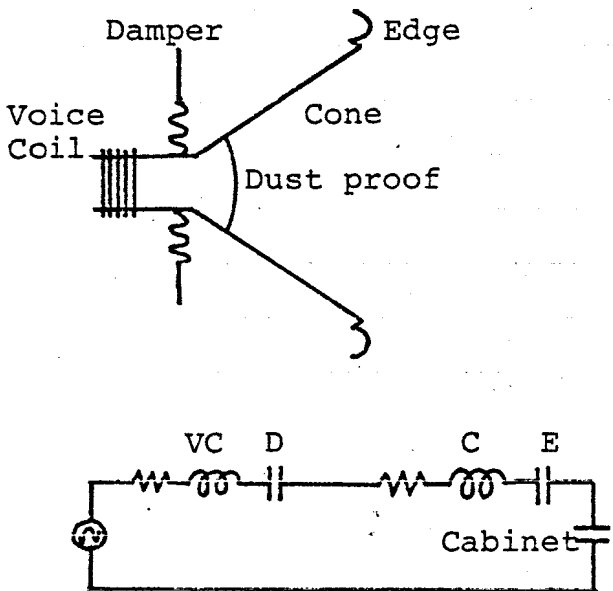
Information from:	JAPAN
-------------------	-------

Symptom	<p>P.U.plate was incorret position at rest sensor.</p> <p>1.Turntable does not stop after the pick up return to the rest.</p> <p>2.Turntable begin to rotate before pressing the start switch.</p>
Cause and Explanation	<p>P.U.plate was incorret position at rest sensor.</p> <p>(TONE ARM FIXING PLATE ASSY)</p> 
Remedy	<p>Please stick SFUPQ33-20R on to the P.U. plate.</p>  <p>Adjust clearance</p> <p>Keep the safety clearance by adjusting the fixing screws of the rest sensor, after that fix screws with glue.</p>
Effective Date	When you get such problem, please order SFUPQ33-20R to us.

SUPER BASS WOOFER utilized in the Speaker system SB-G900

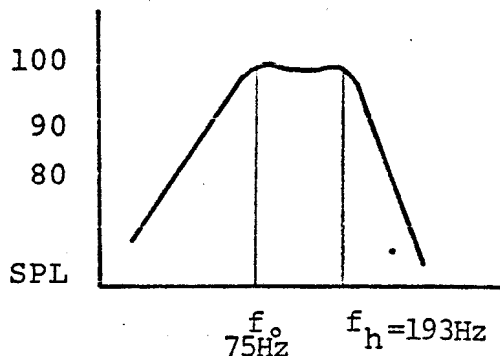
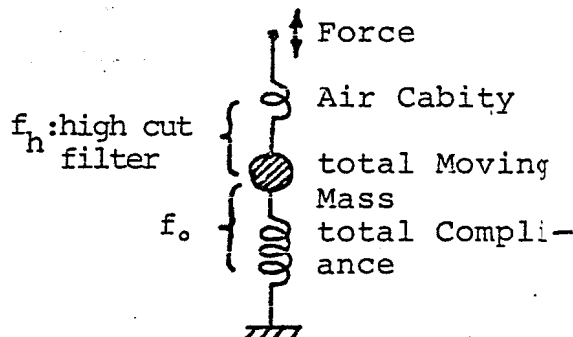
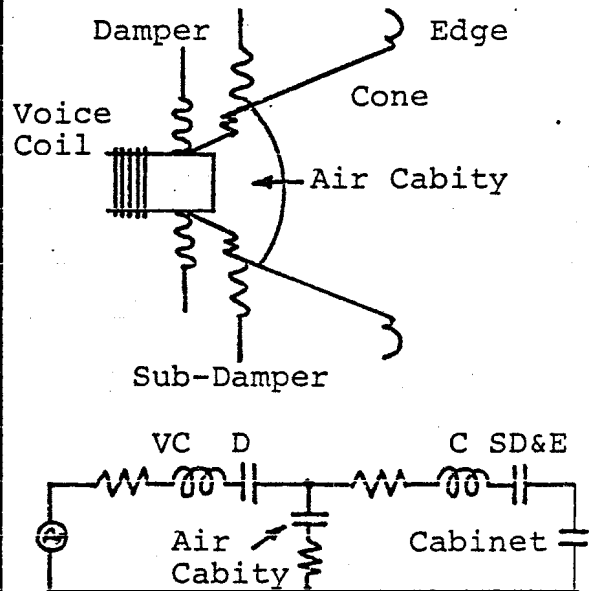
- Features
1. High efficiency 99dB/Watt at 1m
  2. High handling power 300Watt max music input
  3. Low intermodulation distortion

Conventional Woofer



Hard to get low  $f_0$  with high SPL  
 When use light Corn to increase the Efficiency, then the  $f_0$  will be higher.  
 When use heavy Corn to lower the  $f_0$ , then the efficiency will decrease

Super Bass Woofer



Low  $f_0$  with high Efficiency  
 When choose the  $f_0, f_h, B, Q$  at optimum condition, then low  $f_0$  with high efficiency and lower intermodulation distortion system can be obtained.