

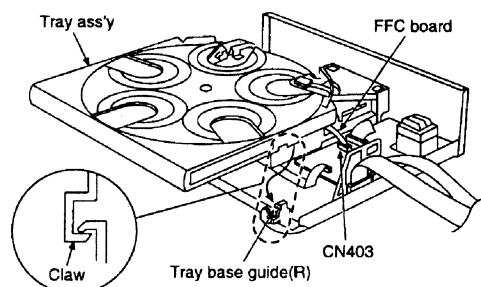
Hi-Fi Audio	Quick Service Manual		Ref. No.: HA-99-219
			Date: 10. May. 1999
	Model: SL-PD667 Series/SL-PD10 SL-PD788, SL-PD888	Frequency: C	Cases reported (country) USA

Subject: The Tray Problem


Symptom: The abnormal sound occurs when Tray opens and shuts, or Tray doesn't close.

Cause: It will be occur due to one tooth of the Drive Gear(1):RDG0271(Ref.No.102) is shifted.

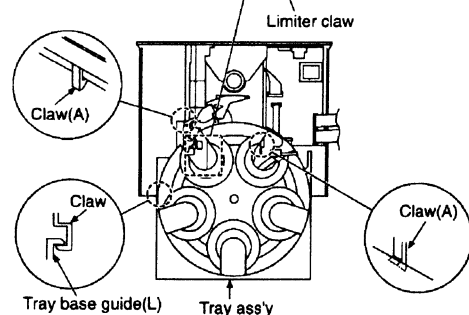
Remedy: Please make sure the positioning between the limiter claw on the tray ass'y and the teeth of the drive gear(1) as below.
<Reinstallation of the tray ass'y>



1. Fit the claws on the right side of the tray ass'y underneath the claws on the tray base guide(R).



2. Fit the claws on the right side of the tray ass'y underneath the claws on the tray base guide(L).
3. Fit the limiter claw on the tray ass'y between the teeth of the drive gear(1) correctly.
<NOTE> This positioning is most important to avoid such as problem.



4. Catch the 2 claws(A) with the mechanism base ass'y.
5. After installing the tray ass'y, check that it moves smoothly.