


Service Manual

Tuner/Sound Processor

Tuner

ST-CH730



Note: The design of SB-CH530A is differ from the above picture.

Because of unique interconnecting cables, when a component requires service, send or bring in the entire system.

Colour

(K) : Black

Areas

Suffix for Model No.	Area	Colour
(E)	Europe	(K)
(EG)	Germany and Italy	
(GC)	Asia, Latin America, Middle East, Africa and Oceania	

Specifications

■ Pre-amplifier section

Input sensitivity/impedance

PHONO 2.5 mV/47 kΩ
EXTERNAL, VCR, VDP 250 mV/15 kΩ

Output level

EXTERNAL REC OUT 150 mV/1.5 kΩ

Frequency response

PHONO 30 Hz – 15 kHz / +1.5 to –2.0 dB
EXTERNAL, VCR, VDP 20 Hz – 40 kHz

■ DOLBY PRO LOGIC section

PRO LOGIC mode SURROUND, 3 STEREO
CENTER mode NORMAL, WIDE, PHANTOM
DELAY TIME 15, 20, 25, 30 ms.

■ EQ, SFP section

EQ SPACE mode

3 modes HALL, CLEAR, HEAVY

■ FM tuner section

Frequency range

87.50 – 108.00 MHz
(0.05 MHz steps)

Sensitivity

1.8 μV (IHF usable)
1.5 μV

S/N

MONO 70 dB (75 dB, IHF)

Stereo separation

1 kHz 35 dB

Antenna terminal(s)

75 Ω (unbalance)

■ AM tuner section

Frequency range

[For (E) area]

MW 522 – 1611 kHz (9 kHz steps)
530 – 1620 kHz (10 kHz steps)
LW 144 – 288 kHz (9 kHz steps)

LW

[For (EG) and (GC) areas]

AM

522 – 1611 kHz (9 kHz steps)
530 – 1620 kHz (10 kHz steps)

Sensitivity (S/N 20 dB)

[For (E) area]

MW 500 μV/m
LW 50 μV

[For (EG) and (GC) areas]

AM

500 μV/m

■ Timer section

Clock

Quartz-lock type

Function

24-hour programmable;

Play timer (1 time), Rec timer (1 time),

Sleep (120 min., 30 min. intervals)

Setting

1 minute – 23 hours 59 minutes (1 min. intervals)

■ General

Dimensions (W × H × D)

270 × 89 × 274 mm

Weight

1.7 kg

Note:

Specifications are subject to change without notice.

Weight and dimensions are approximate.

Area	System	Tuner/sound processor	Compact disc player	Amplifier	Cassette deck	Right and left speakers	Surround speakers
(E) (EG)	SC-CH730	ST-CH730	SL-CH530	SE-CH730	RS-CH730	*1SB-CH730	*1SB-S730
(GC)						*2SB-CH530A	—

*1 For (E) and (EG) areas Made in PAES

*2 For (GC) area Made in NABEL

⚠ WARNING

This service information is designed for experienced repair technicians only and is not designed for use by the general public. It does not contain warnings or cautions to advise non-technical individuals of potential dangers in attempting to service a product.

Products powered by electricity should be serviced or repaired only by experienced professional technicians. Any attempt to service or repair the product or products dealt with in this service information by anyone else could result in serious injury or death.

Technics®

© 1995 Matsushita Electric Industrial Co., Ltd.
All rights reserved. Unauthorized copying and distribution is a violation of law.

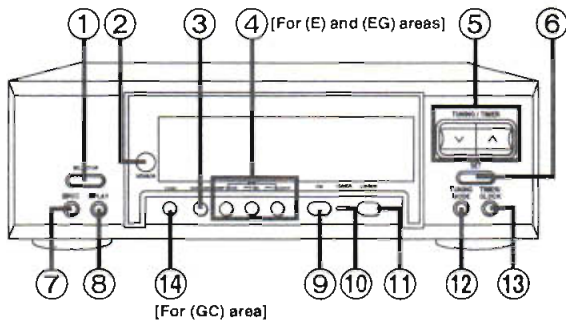
■ Contents

	Page		Page
Location of Controls	2	Schematic Diagram	9~27
Setting the Time	2, 3	Printed Circuit Board Diagram	25~31
Enjoying RDS Broadcast [For (E) and (EG) areas]	3, 4	Wiring Connection Diagram	32
About the Self-Diagnostic Mode	5	Block Diagram	33~38
Operation Check and Main Component Replacement Procedures	6	Function of IC Terminals	39, 40
To Supply Power Source	7	Replacement Parts List	41~52
Measurements and Adjustments [For (E) and (EG) areas]	8	Cabinet Parts Location	53

NOTE:

Refer to the service manual for Model No. SE-CH730 (ORDER No. AD9507173C3) for information on "Accessories", "Stacking the Components", "Connections" and "Packaging".

■ Location of Controls



- ① Source input select button (SELECTOR)
- ② Remote control signal sensor (SENSOR)
- ③ Karaoke mode select button (KARAOKE)
- ④ RDS buttons (DISP MODE, PTY SEL, PTY SEARCH) ...for (E) and (EG) areas
- ⑤ Tuning/timer select button (TUNING/TIMER, ^, v)
- ⑥ Set button (SET)
- ⑦ Record timer button ([] REC)
- ⑧ Play timer button ([] PLAY)
- ⑨ FM button (FM)
- ⑩ Tuner indicator (TUNER)
- ⑪ LW/MW select button (LW/MW) ...for (E) area
AM button ...for (EG) and (GC) areas
- ⑫ Tuning mode select button (TUNING MODE)
- ⑬ Timer/clock button (TIMER/CLOCK)
- ⑭ Echo button (ECHO) ...for (GC) area

■ Setting the Time

This is a 24-hours display clock.
These instructions explain how to set the timer for 16:25 (4:25 p.m.) on Wednesday.

1

POWER
STANDBY/ON

2

① TIMER/CLOCK ② SET

CLOCK

3

① TUNING / TIMER
② SET

16:25

4

① TUNING / TIMER
② SET

16:25

5

① TUNING / TIMER
② SET

16:25

- 1 Switch on the power.
- 2 ① Press **TIMER/CLOCK** to show "CLOCK".
Within 8 seconds:
② Press **SET**.
- 3 ① Press **TUNING/TIMER** \vee or \wedge to select the day.
② Press **SET**.
- 4 ① Press **TUNING/TIMER** \vee or \wedge to select the hour.
② Press **SET**.
- 5 ① Press **TUNING/TIMER** \vee or \wedge to select the minutes.
② Press **SET** to finish setting the time.

The display will return to the previous display after about 3 seconds.

When "SUN 0:00" flashes:

It flashes when you connect the AC power supply cord for the first time or if there has been a power failure.

If this happens, reset the time.

If the minutes setting has gone wrong:

1. Press **TIMER/CLOCK**.
2. Press **SET** 3 times.
3. Press **TUNING/TIMER** \vee or \wedge to set the minutes, and then press **SET**.

To display the clock again:

Press **TIMER/CLOCK**.

The clock display will appear for about 8 seconds.

■ Enjoying RDS Broadcast [For (E) and (EG) areas]

For extra tuning convenience, the SC-CH730 let you take advantage of the Radio Data System (RDS) in areas where RDS broadcast services are received. This advanced system simplifies operation and provides useful information, utilizing a 57 kHz subcarrier above the audible range, in addition to the main FM signal.

What is RDS (Radio Data System)?

RDS is a multiplex broadcasting system which adds a variety of message signals to the audio signals of FM broadcasts.

This system can utilize the following signals among the various RDS signals.

RDS messages used by this system:

- PS (Program service name): Name of the broadcast station
- PTY (Program type): Identification signal for program types such as news and sport

Note

"PTY" may not be available in some areas. (Future function)

Functions of this system which use RDS

To display the name of a broadcast station (PS display):

When this system receives a PS signal in an RDS broadcast, the name of the broadcast station is shown on the display.

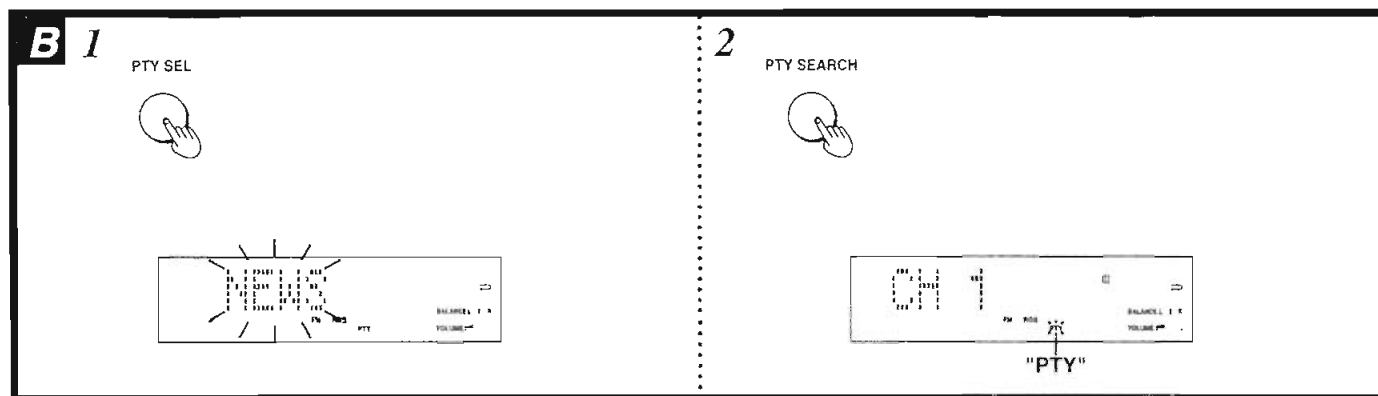
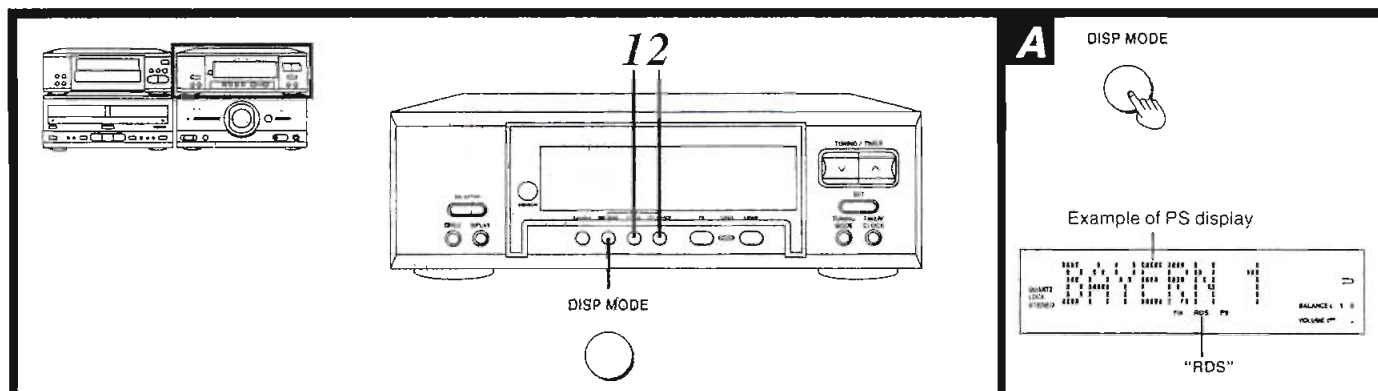
To search for a program of a particular type, such as news or sport (PTY search):

When you wish to listen to a particular type of program, a program of that type can be searched.

Furthermore, while the PTY signal is being received, the name of the type of program currently being broadcast can be shown on the display.

Note

Even if an FM broadcast station is transmitting RDS signals, the functions of this system may not be able to utilize these signals if the signal quality is too poor.



To display the name of a broadcasting station **A**

(When the FM station is received)

Press the **DISP MODE**.

If the FM broadcast being received provides the RDS service ("RDS" indicator will light), the name of the broadcast station and "PS" indicator will be shown on the display of this system.

Each time you press the button, the display will change as follows.

Frequency display → PS display → PTY display

Notes

- If the FM broadcast being received does not provide the RDS service, "NO RDS" will be displayed when PS display mode or PTY display mode is selected.
- If a PTY signal is not being received, "NO PTY" will be displayed when the PTY display mode is selected.

When the desired type of program is located:

The type of program is displayed for approximately 5 seconds and the program will automatically change to the broadcast station that has just been located.

To search for a different broadcast station, press the PTY SEARCH once more while the type of program is displayed.

To listen to a program of a particular type, such as news or sport (PTY search) **B**

- The PTY search is carried out with respect to FM broadcast stations that have been preset into the memory. Make sure that "Memory Presetting" have been completed before carrying out a PTY search.
- Carry out this operation while tuning in an FM broadcast.

Note

"PTY" may not be available in some areas. (Future function)

1 Press PTY SEL to select the desired program type.

Each time you press this button, the PTY display will change in sequence.

Note

Approximately 8 seconds after the PTY display starts flashing, the display will return to the previous one.

To select a different PTY, or when proceeding to the following step 2, be sure to perform all operations while the PTY display is flashing.

2 (While PTY display is flashing)

Press **PTY SEARCH**.

The PTY search will begin. ("PTY" will flash on the display.)

If the desired type of program is not found:

"NO PTY" will be displayed for approximately 5 seconds, and the program will return to the previous broadcast station.

Most-recent memory:

The most-recent memory system "remembers" the program type last selected in step 1 above when the unit was switched OFF. For example, if "SPORT" is selected and the system is turned OFF, when the PTY SEL is pressed again at step 1, "SPORT" will be displayed.

About the PTY display

There are a total of 15 PTY displays on this unit. The display changes in order each time the PTY selector is pressed. The table shows the order in which the display changes, and also gives an explanation of each display.

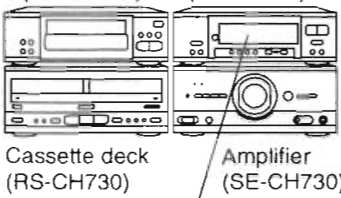
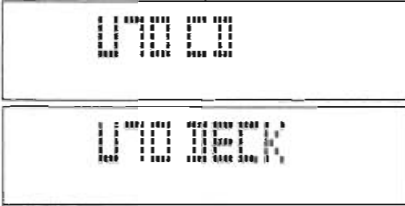
Display	Explanation
NEWS	Short accounts of facts, events and publicly expressed views, reportage and actuality.
AFFAIRS	Topical program expanding or enlarging upon the news, generally in different presentation style or concept, including documentary debate, or analysis.
INFO	Program whose purpose is to impart advice in the widest sense, including meteorological reports and forecasts, consumer affairs, medical help, etc.
SPORT	Program concerned with any aspect of sport.
EDUCATE	Program intended primarily to educate.
DRAMA	All radio plays and serials.
CULTURE	Programs concerned with any aspect of national or regional culture, including religious affairs, philosophy, social science, language, theatre, etc.
SCIENCE	Programs about the natural sciences and technology.
VARIED	Used for mainly speech-based programs, usually of a light-entertainment nature not covered by above categories. Examples are: quizzes, panel games, personality interviews, comedy and satire.

Display	Explanation
POP M	Commercial music which would generally be considered to be of current popular appeal, often featuring in current or recent record sales charts.
ROCK M	Contemporary modern music, usually written and performed by young musicians.
M.O.R. M	(Middle of the Road Music). Common term to describe music considered to be "easy-listening" as opposed to Pop, Rock or Classical. Music in this category is often, but not always, vocal, and usually of short duration (<5 min.).
LIGHT M	Classical Musical for general, rather than specialist, appreciation. Examples of music in this category are instrumental music and vocal or choral works.
CLASSICS	Performances of major orchestral works, symphonies, chamber music etc., and including Grand Opera.
OTHER M	Musical styles not fitting into any of the above categories. Particularly used for specialist music, of which Jazz, Rhythm & Blues, Folk, Country, and Reggae are examples.

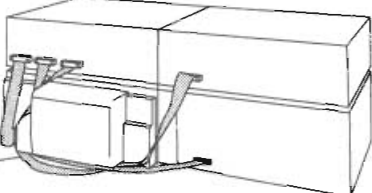
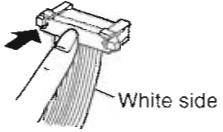
After "OTHER M" is displayed, the display returns to "NEWS".

■ About the Self-Diagnostic Mode

This unit is equipped with a self-diagnostic function which, in the event of a malfunction, automatically displays a code indicating the nature of the malfunction. Use this self-diagnostic function when servicing the unit.

Display method	Display location
<p>To display the malfunction code</p> <p>U-70 CD: U-70 DECK: ... Automatically displays on the tuner/sound processor when a malfunction occurs.</p> <p>F-61 Automatically displays on the tuner/sound processor when a malfunction occurs.</p> <p>To return to the normal display</p> <p>1. For U-70 CD/U-70 DECK:</p> <ul style="list-style-type: none"> ● Press any operation button on the tuner/sound processor. ● To re-display the code, switch the power off (POWER STANDBY button), and then switch power back on again. <p>2. For F-61:</p> <ul style="list-style-type: none"> ● If "F-61" is displayed, the power will automatically be switched off and the standby indicator will light up. ● "F-61" will be displayed for 3 seconds, and then the clock will be displayed. ● To re-display the code, switch the power on. "F-61" will be re-displayed, and then after 3 seconds the clock will be displayed and the power will automatically switch off. 	<p>CD player (SL-CH530) Tuner/sound processor (ST-CT730)</p>  <p>Cassette deck (RS-CH730) Amplifier (SE-CH730)</p> 

Display contents

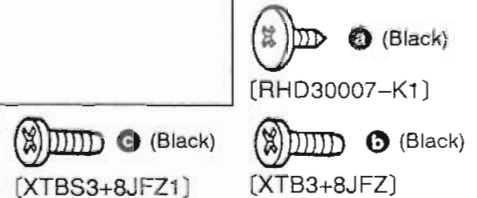
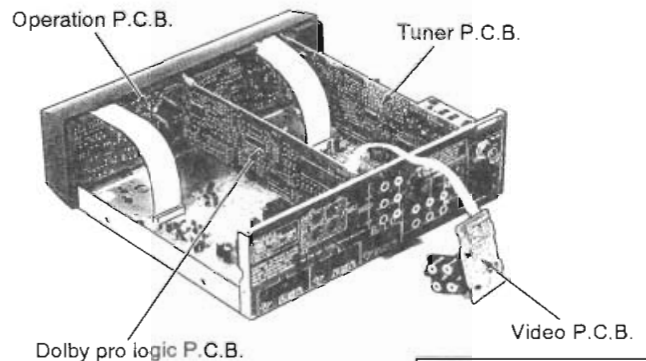
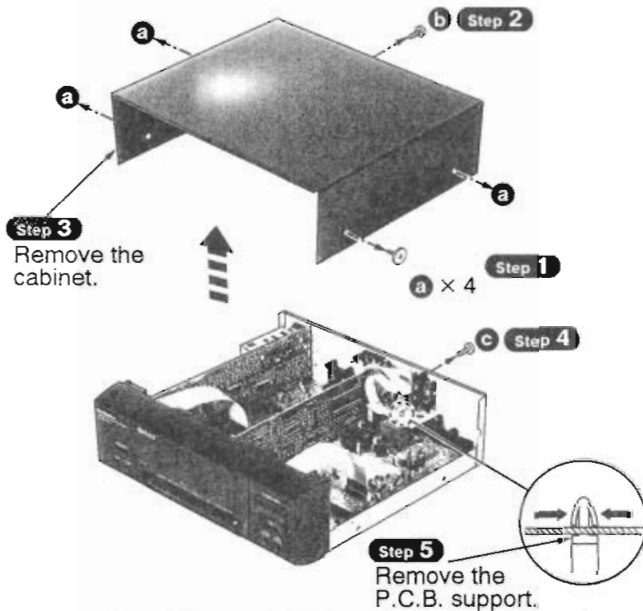
Display code	Problem or condition	Correction procedure
<p>U-70 CD U-70 DECK (displayed automatically)</p>	<p>A bus-line communications error has occurred as a result of the flat cables being inserted incorrectly, thus preventing the system from operating.</p> <p>1. If "U-70" is displayed on the tuner/sound processor, the tape deck or CD player cannot be operated by remote control.</p>	 <p>Flat cable</p> <ol style="list-style-type: none"> To check for correct insertion of the flat cables <ol style="list-style-type: none"> Match each connector with the color (black/white) of the connection port and insert until you hear a click. Insert the flat cables at the back of the unit in the order indicated. Make sure the white side of the cable is on your right side. Breakage of flat cable (Check and replace as necessary.) If the problem is not corrected by items (1.) and (2.) above, this indicates a faulty IC. <p>ST-CH730: IC901 (M38197MA118F)</p> <p>SL-CH530: IC403 (LC66356B4F53)</p> <p>RS-CH730: IC701 (M37471M4264F)</p> <p>Check these IC's and replace as necessary.</p>  <p>White side</p>
<p>F-61</p>	<p>When the power switch is switched on, it automatically switches back off, making it impossible to switch power on.</p>	<ul style="list-style-type: none"> ● Faulty amplifier (SE-CH730) output IC (IC501). (When a DC voltage is applied to the speaker terminals.)

Operation Check and Main Component Replacement Procedures

- NOTE**
1. This section describes procedures for checking the operation of the major printed circuit boards and replacing the main components.
 2. For reassembly after operation checks or replacement, reverse the respective procedures. Special reassembly procedures are described only when required.
 3. Illustrated screws are equivalent to actual size.

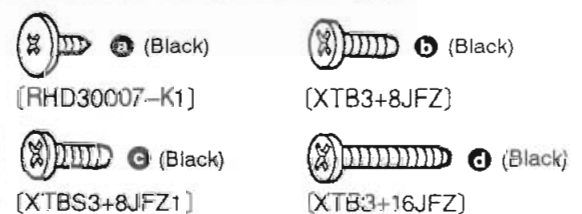
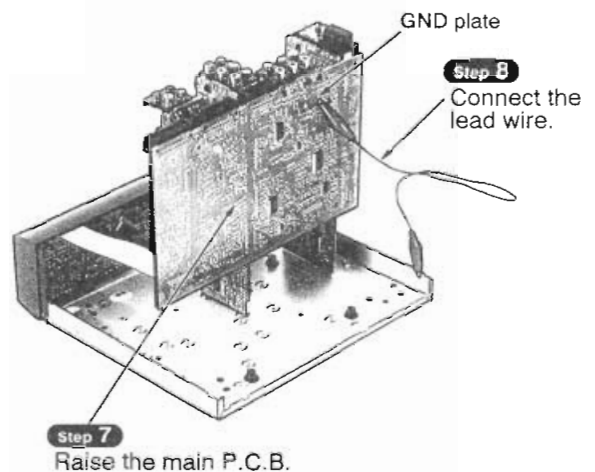
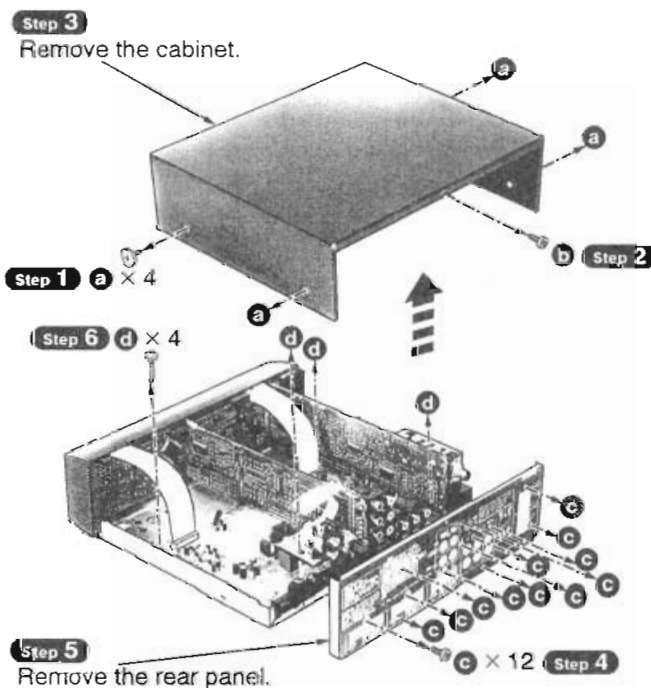
1. Checking for the tuner P.C.B., dolby pro logic P.C.B., operation P.C.B. and video jack P.C.B.

- Check the tuner P.C.B., dolby pro logic P.C.B., operation P.C.B. and video jack P.C.B. as shown below.



2. Checking for the main P.C.B.

- Check the main P.C.B. as shown below.



■ To Supply Power Source

This unit ST-CH730 is designed to operate on power supplied from the Amplifier SE-CH730.

When operating the unit ST-CH730 alone for testing and servicing, without having power supplied from the Amplifier SE-CH730, use the following method.

Power Supply to Main Circuit

1. Short the section between the test points **TP602** and **TP610**, and as well as the section between the test points **A.GND** (J611) and **TP610**.
2. Connect the 3V AC power to pin 1 of the indicator module FL901 and the GND terminal to pin 57 of the same FL901 module.
3. Apply 11 V AC power to the section between the point **TP601** (AC) and the point **TP602** (CT) as well as the section between the point **TP603** (AC) and the point **TP602** (CT). This unit comes to stand-by mode.
4. Short the section between the jumper **J315** **TP611** and the point **D.GND** of the jumper **J608** **TP610** for a moment. The main circuit comes to power ON mode. (Whenever this operation is performed, power, ON/OFF mode is repeated.)

Power Supply to Tuner Circuit

1. Apply power source to the main circuit.
2. Connect the DC +12 V terminal to the jumper **J610** **TP608**, and the GND terminal to both the point **T.GND** of the jumper **J609** **TP609** and the point **D.GND** of the jumper **J608** **TP610** using the DC power supply tool.

Note: If the GND terminal of the DC power supply tool is connected to the point **D.GND** of the jumper **J608** **TP610**, an error occurs in measurement values for voltage and waveform.

To Check Signals

Connect the oscilloscope or the speaker with the built-in amplifier to the EXTERNAL (OUT) terminals and check if the signals are outputting from this unit.

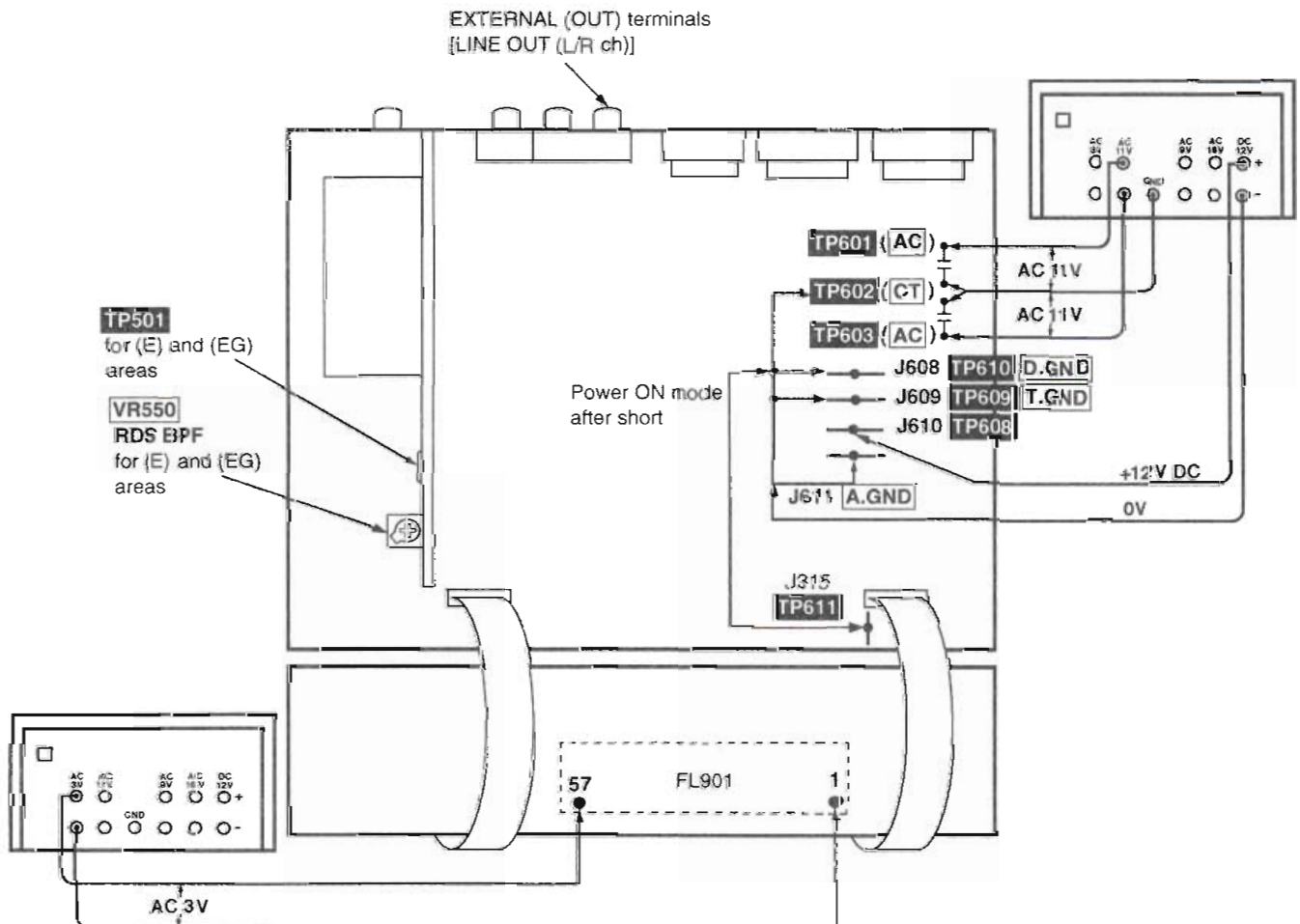


Fig. 1

■ Measurements and Adjustments [For (E) and (EG) areas]

Measuring Instruments and Special Tools

- FM signal generator (FM-SG)
- RDS modulator
- AC electronic voltmeter (AC EVM) *
(* Min. 0.3 mV measurable)
- 75 Ω coaxial cable

RDS (Radio Data System) BPF Adjustment

1. Test equipment connection is shown in Fig. 2.
2. Set the unit to "FM" mode.
3. Set the radio frequency display and signal generator to 100.10 MHz.
4. Adjust VR550 so that the **TP501** output is maximized.

FM Signal Generator Condition

Modulation	100%
Modulation frequency	1 kHz
RDS modulation	2.7%
Output level	60 dB

How to make simple adjustment without using a RDS modulator

1. Tuner into a FM broadcast with a RDS signal transmitted from a FM station whose electric field intensity is more than 50 dB.
2. Adjust VR550 so that the **TP501** output is maximized.

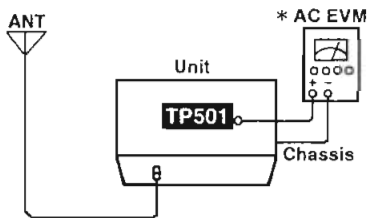


Fig. 3

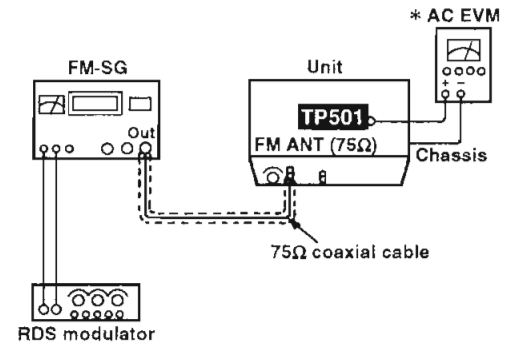


Fig. 2

Note: * Use the voltmeter measurable up to 0.3 mV at the minimum.

● What is RDS (Radio Data System)?

RDS is a multiplex broadcasting system which adds a variety of message signal to the audio signals of FM broadcasts. This unit can utilize the following signals among the various RDS signals.

RDS messages used by this unit

- **PS** (Program service name)
Name of the broadcast station
- **PTY** (Program type)
Identification signal for program types such as news and sport

Note

"PTY" may not be available in some areas.

■ Schematic Diagram

	Page
A TUNER CIRCUIT For (E) area	10 ~ 12
A TUNER CIRCUIT For (EG) area	13 ~ 15
A TUNER CIRCUIT For (GC) area	16 ~ 17
B OPERATION CIRCUIT	18, 19
C MAIN CIRCUIT	20, 24
D DOLBY PROLOGIC CIRCUIT For (E) and (EG) areas	25 ~ 27


- This schematic diagram may be modified at any time with the development of new technology.

Notes:

- S901: FM switch (FM)
- S902: LW/MW select switch (LW/MW)...for (E) area
AM switch (AM)...for (EG) and (GC) areas
- S903: Tuning mode select switch (TUNING MODE)
- S904: Timer/clock switch (TIMER/CLOCK)
- S905: Set switch (SET)
- S906: Tuning/timer select switch (TUNING/TIMER ∨)
- S907: Tuning/timer select switch (TUNING/ TIMER ∧)
- S911: PTY search switch (PTY SEARCH)...for (E) and (EG) areas
- S912: PTY selector switch (PTY SEL)...for (E) and (EG) areas
- S913: Display mode selector switch (DISP MODE)...for (E) and (EG) areas
- S914: Echo switch (ECHO)...for (GC) area
- S915: Karaoke mode select switch (KARAOKE)
- S916: Play timer switch (▶ PLAY)
- S917: Record timer switch (▶ REC)
- S918: Source input select switch (SELECTOR)
- Indicated voltage values are the standard values for the unit measured by the DC electronic circuit tester (high-impedance) with the chassis taken as standard. Therefore, there may exist some errors in the voltage values, depending on the internal impedance of the DC circuit tester.
- Voltage values and waveforms are measured as indicated in the schematic diagram when test points between **TP602** and **TP610**, and between **TP610** and **A.GND** are shorted.

No mark : FM mode () : AM (MW) mode < > : AM (LW) mode

- Important safety notice:

Components identified by  mark have special characteristics important for safety.

Furthermore, special parts which have purposes of fire-retardant (resistors), high-quality sound (capacitors), low-noise (resistors), etc. are used. When replacing any of components, be sure to use only manufacturer's specified parts shown in the parts list.

- **Caution!**

IC and LSI are sensitive to static electricity.

Secondary trouble can be prevented by taking care during repair.











Cover the parts boxes made of plastics with aluminum foil.

Ground the soldering iron.

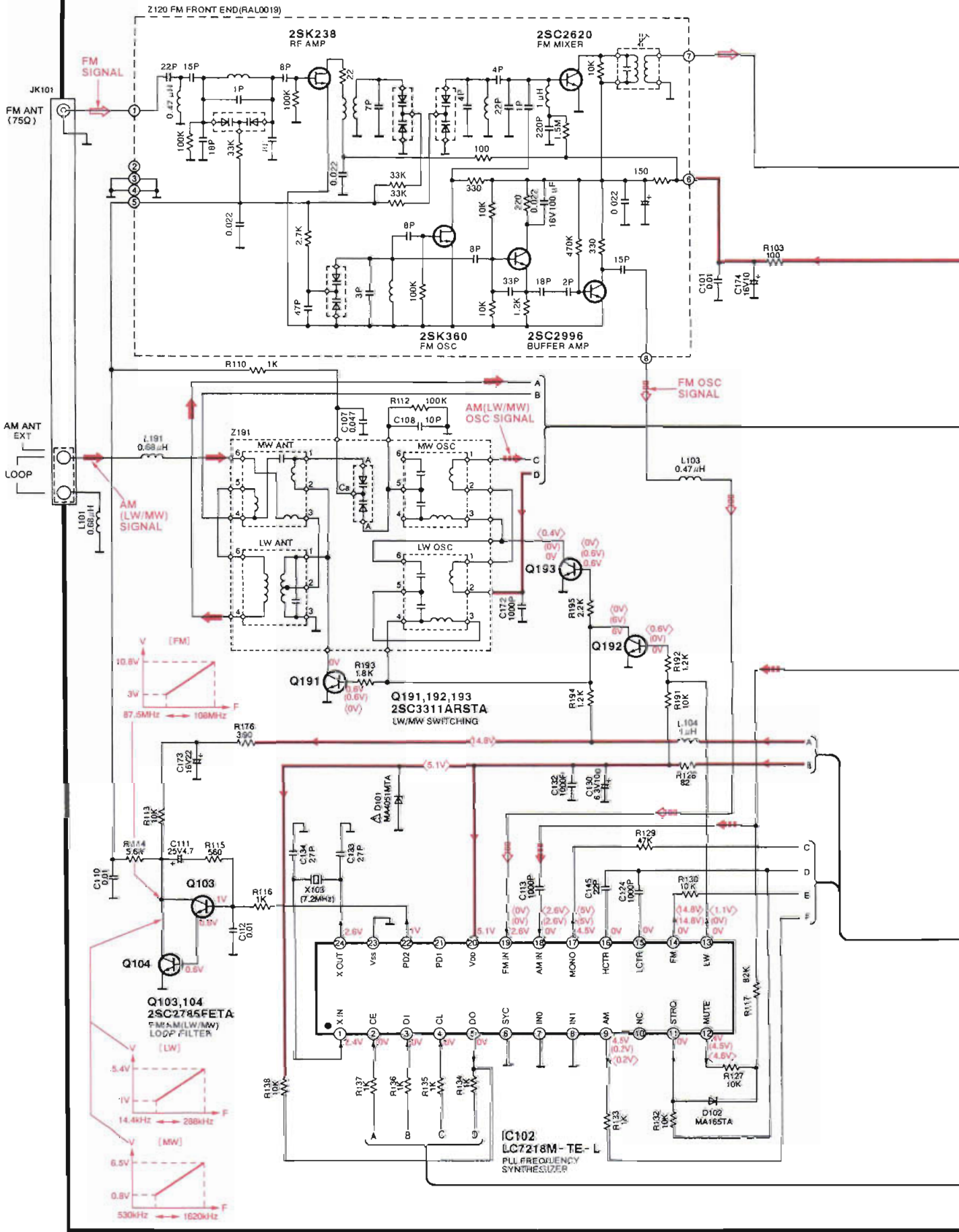
Put a conductive mat on the work table.

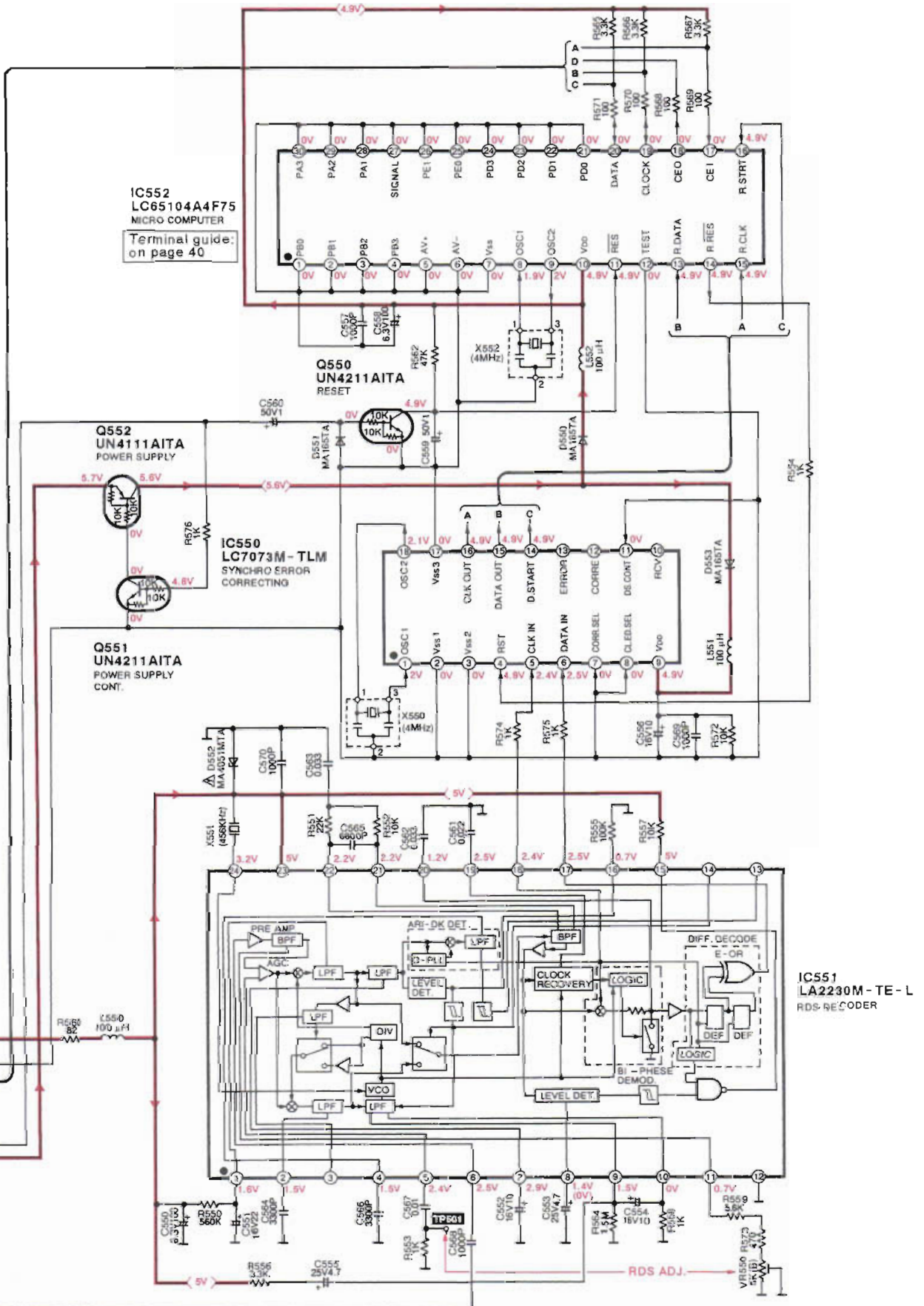
Do not touch the legs of IC or LSI with the fingers directly.

- **Voltage and signal line**

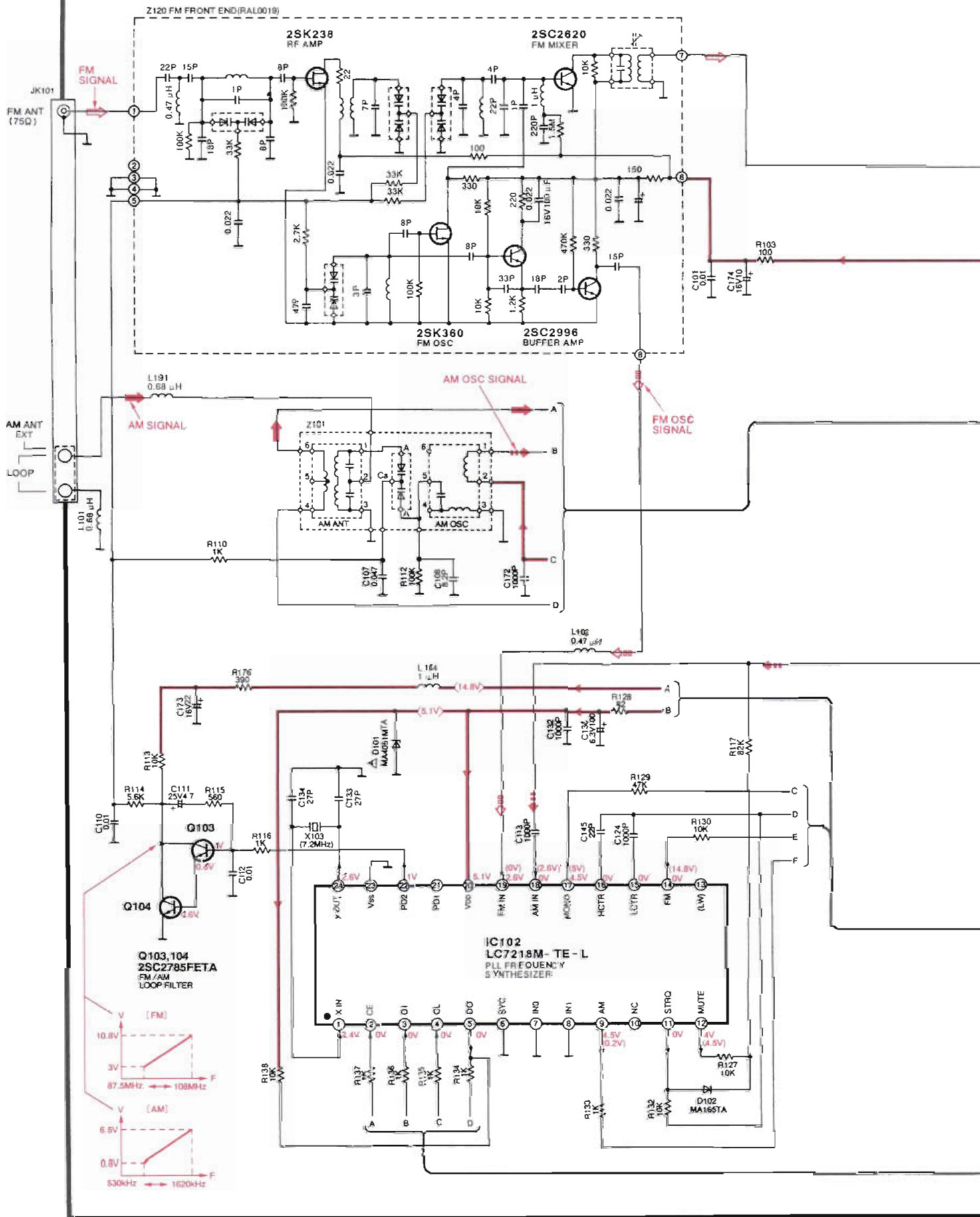
	: Positive voltage line		: Negative voltage line
	: FM signal line		: FM OSC signal line
	: AM (LW/MW) signal line		: AM (LW/MW) OSC signal line
	: REC OUT signal line		: MIC signal line
	: Center speaker drive signal line		
	: Surround speaker drive signal line		

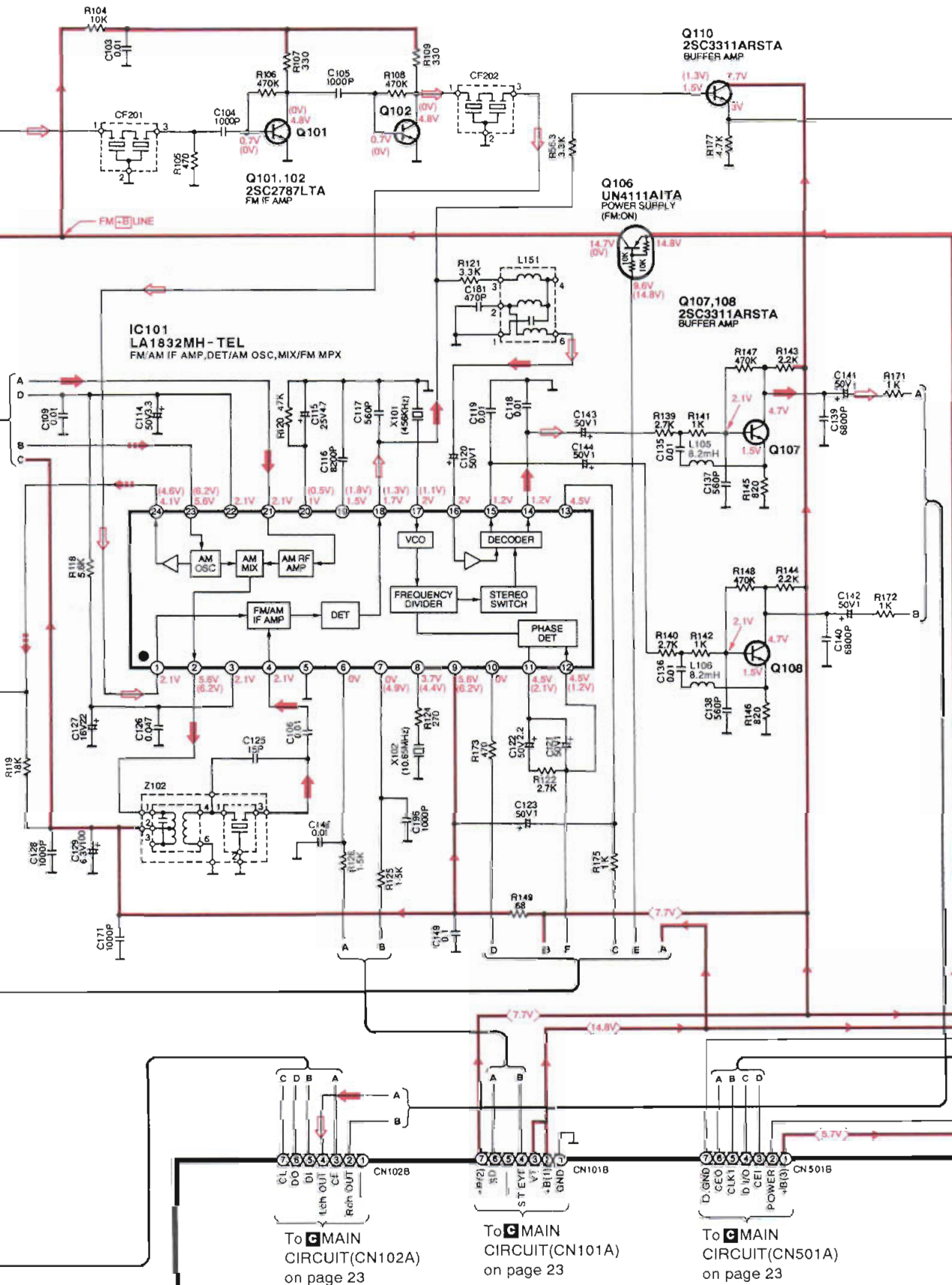
A TUNER CIRCUIT For (E) area. (P.C. Board: on page 28)





A TUNER CIRCUIT For [EG] area. (P.C. Board: on page 28)



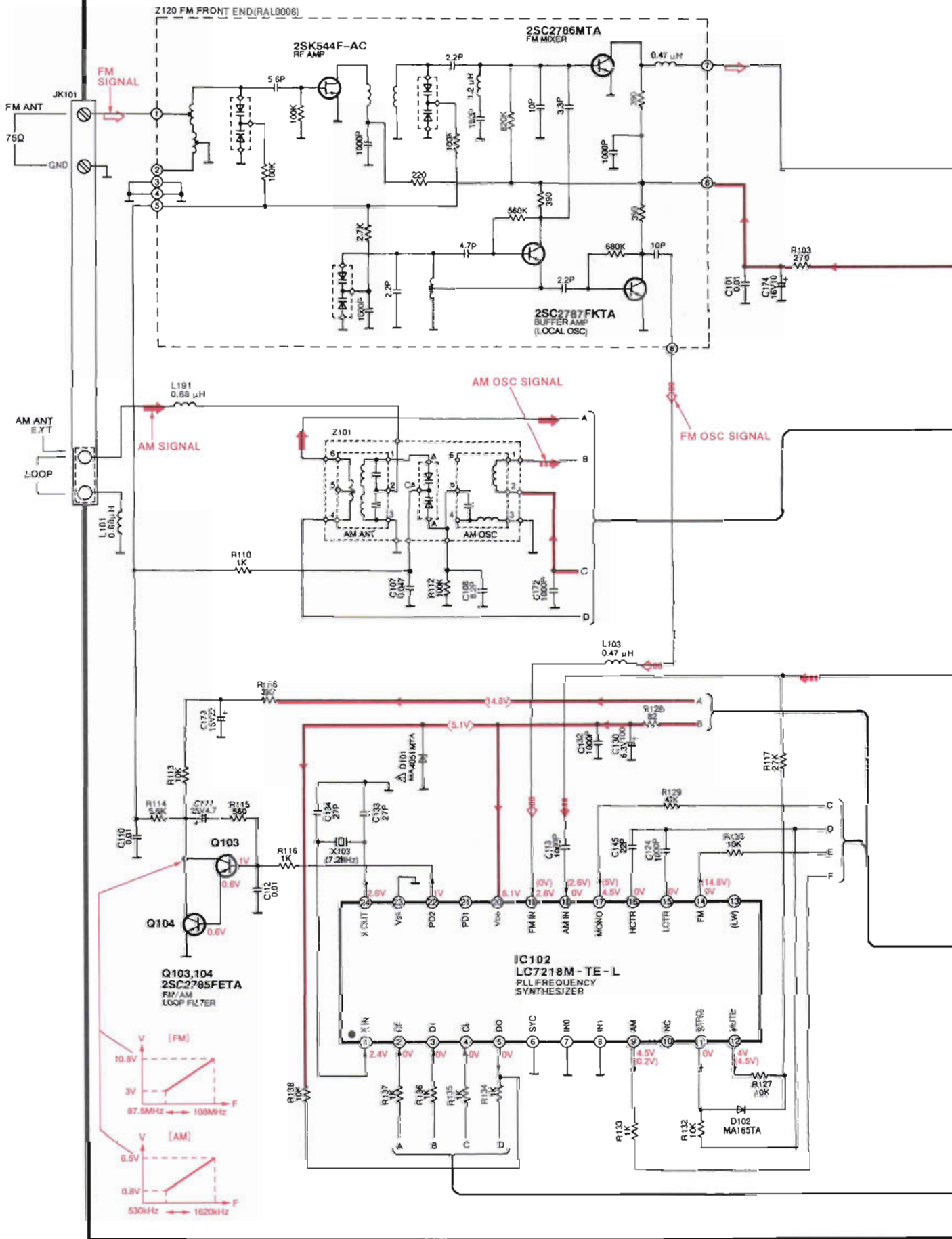


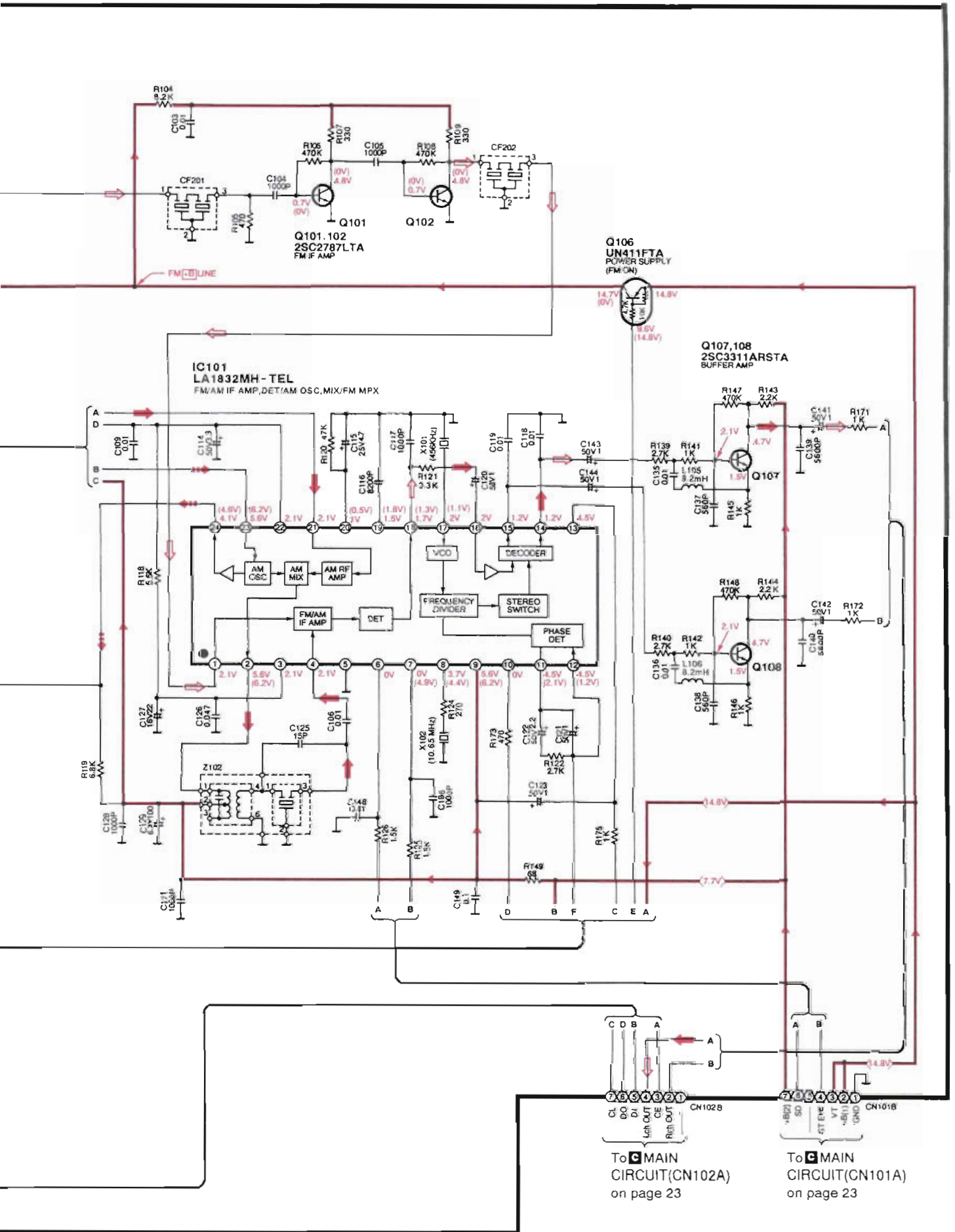
To MAIN CIRCUIT (CN102A) on page 23

To MAIN CIRCUIT (CN101A) on page 23

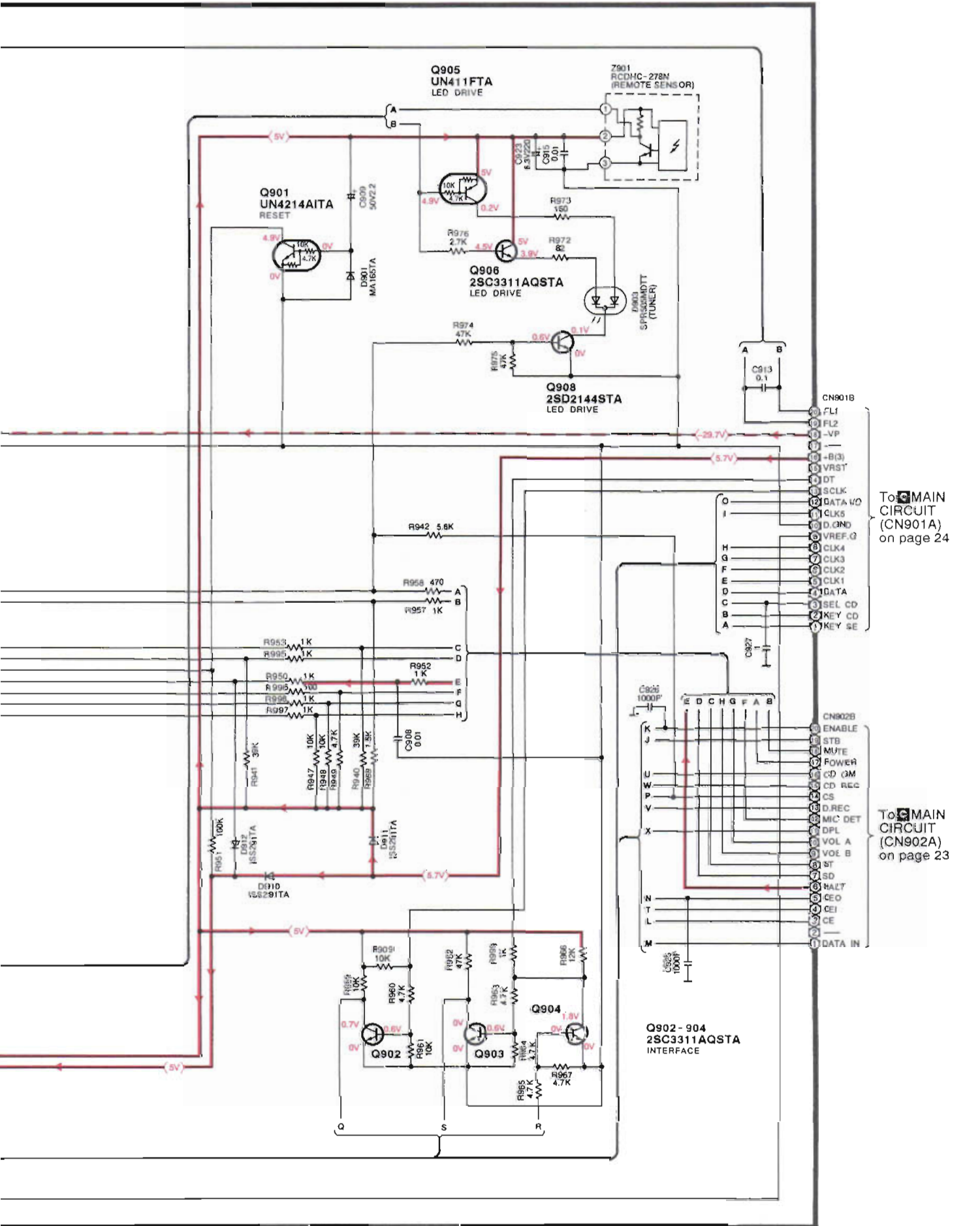
To MAIN CIRCUIT (CN501A) on page 23

A TUNER CIRCUIT For [GC] area. (P.C. Board: on page 29)





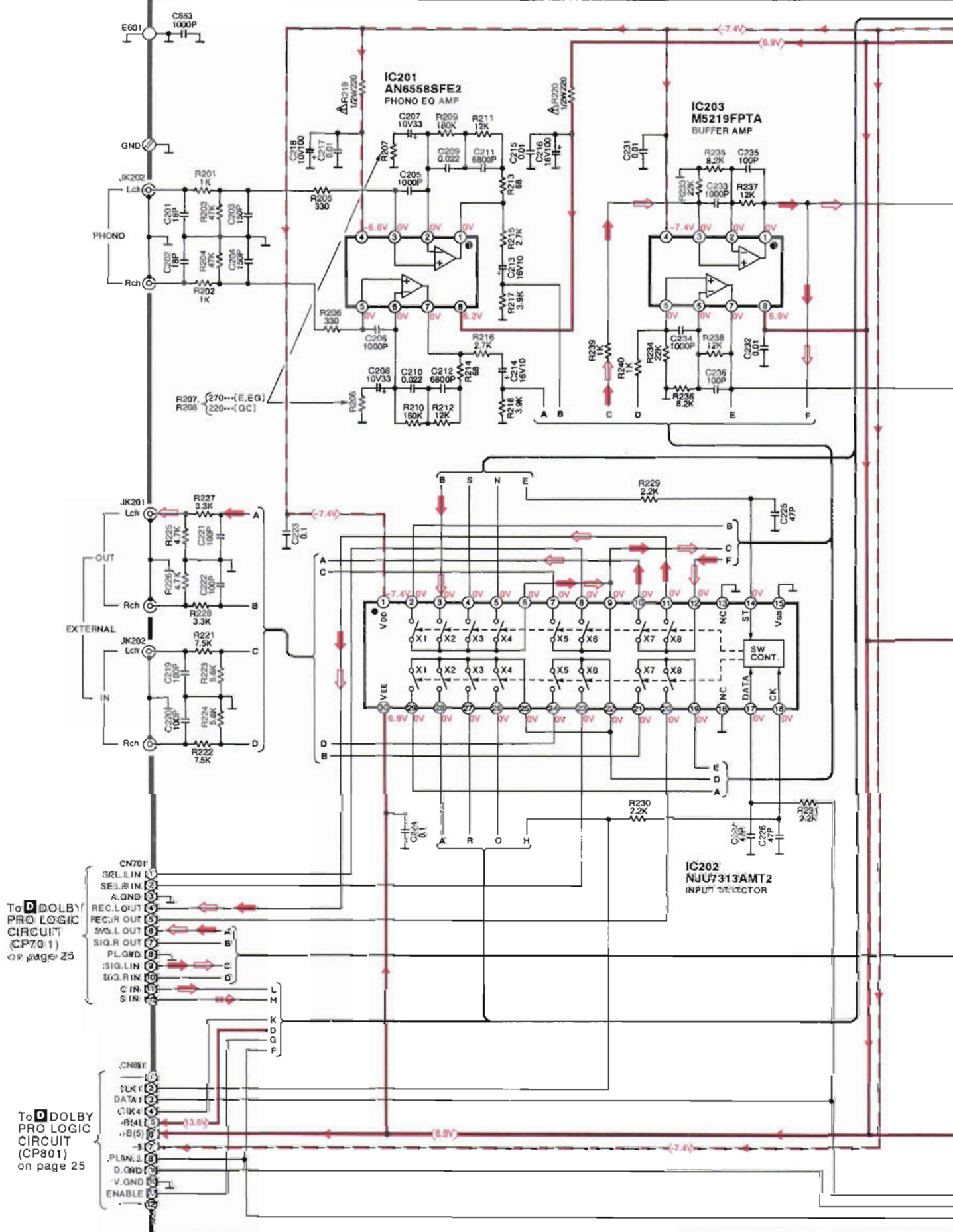
→ : Positive voltage line



To MAIN CIRCUIT (CN901A) on page 24

To MAIN CIRCUIT (CN902A) on page 23

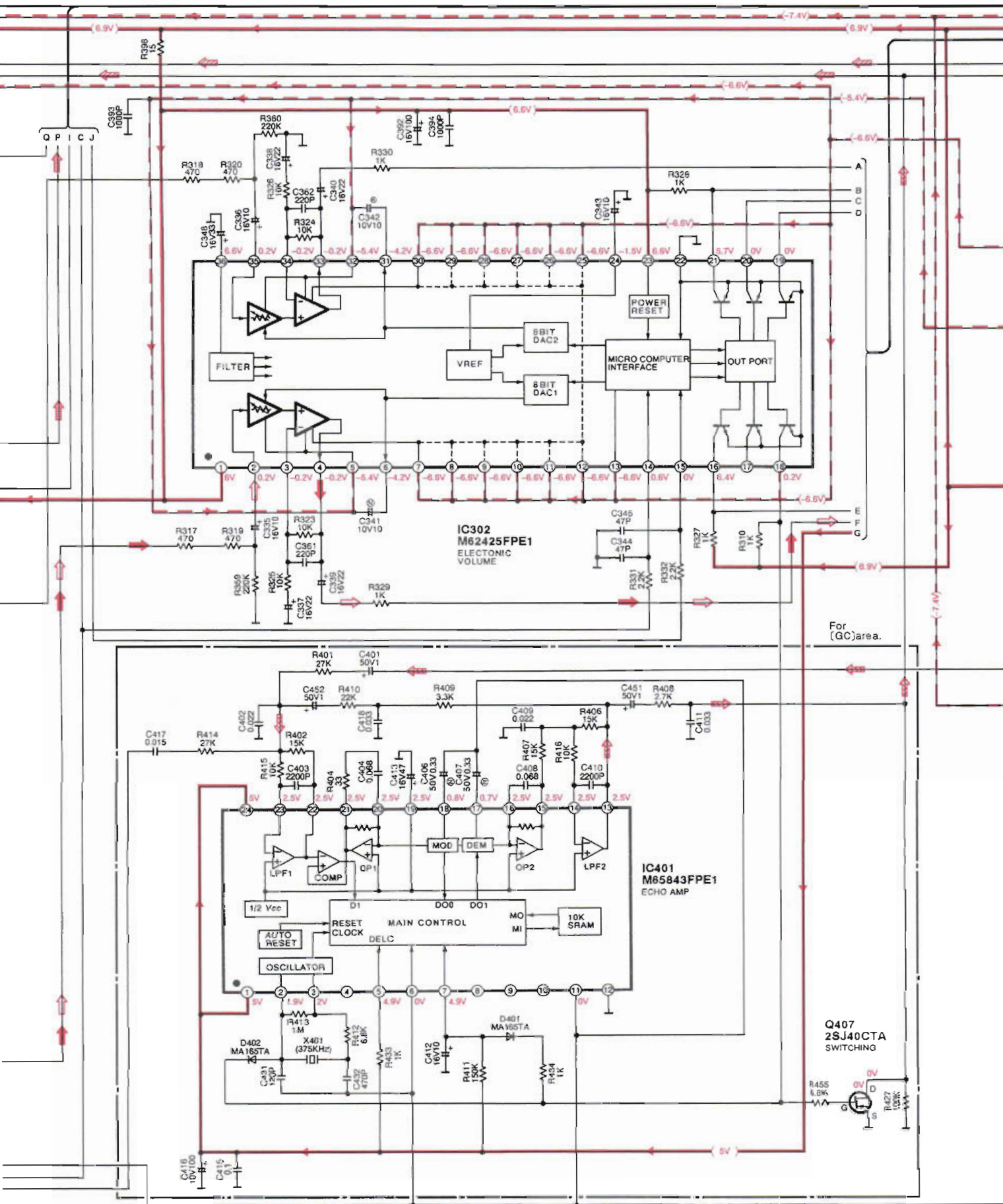
C MAIN CIRCUIT (P.C.Board: on page 30)



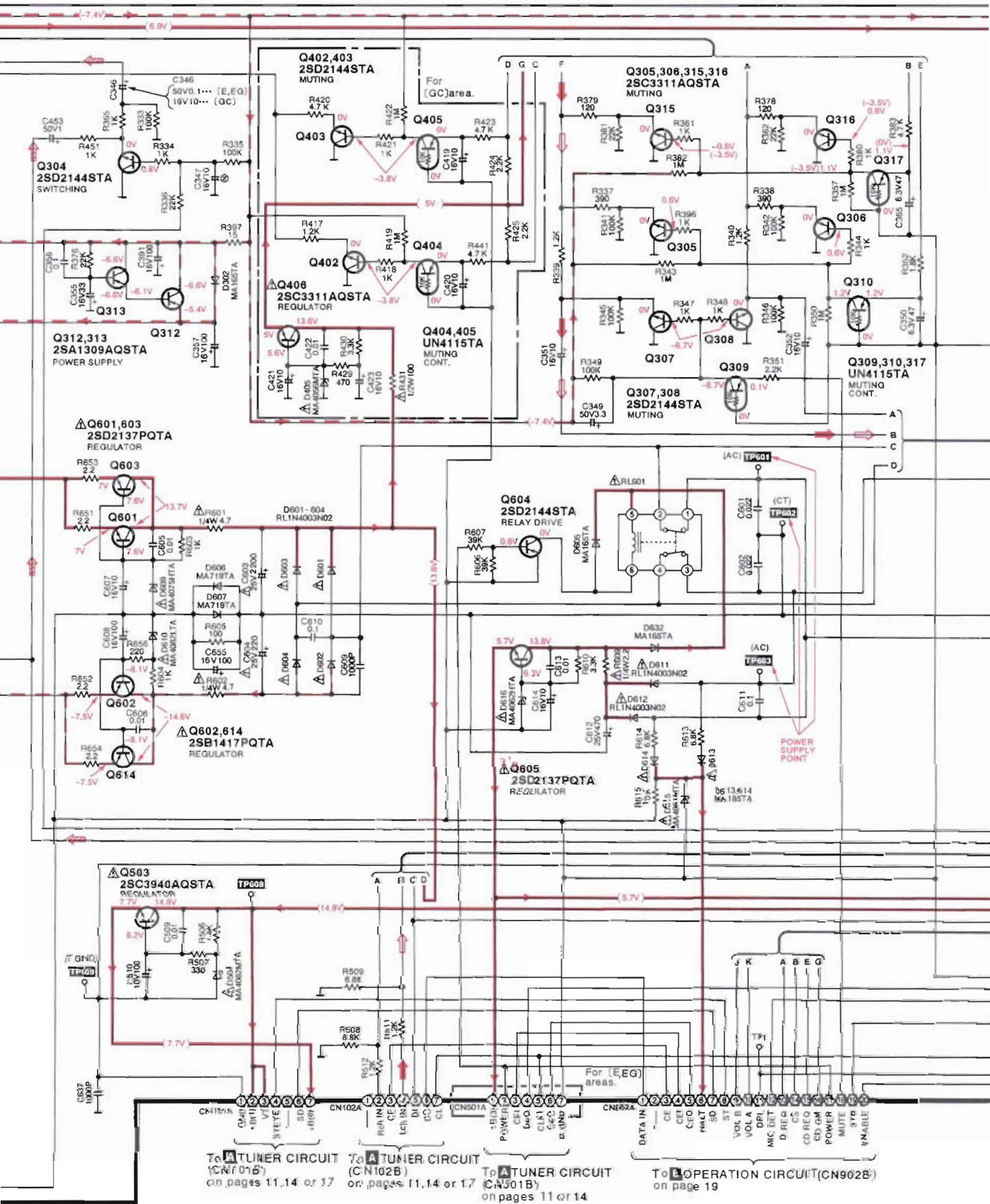
To **D** DOLBY PRO LOGIC CIRCUIT (CP701) on page 25

To **D** DOLBY PRO LOGIC CIRCUIT (CP801) on page 25

C MAIN CIRCUIT (P.C.Board: on page 30)



→ : Positive voltage line - - - - - : Negative voltage line ⇨ : FM signal line
⇨ : AM (LW/MW) signal line ⇨ : REC OUT signal line ⇨ : MIC signal line

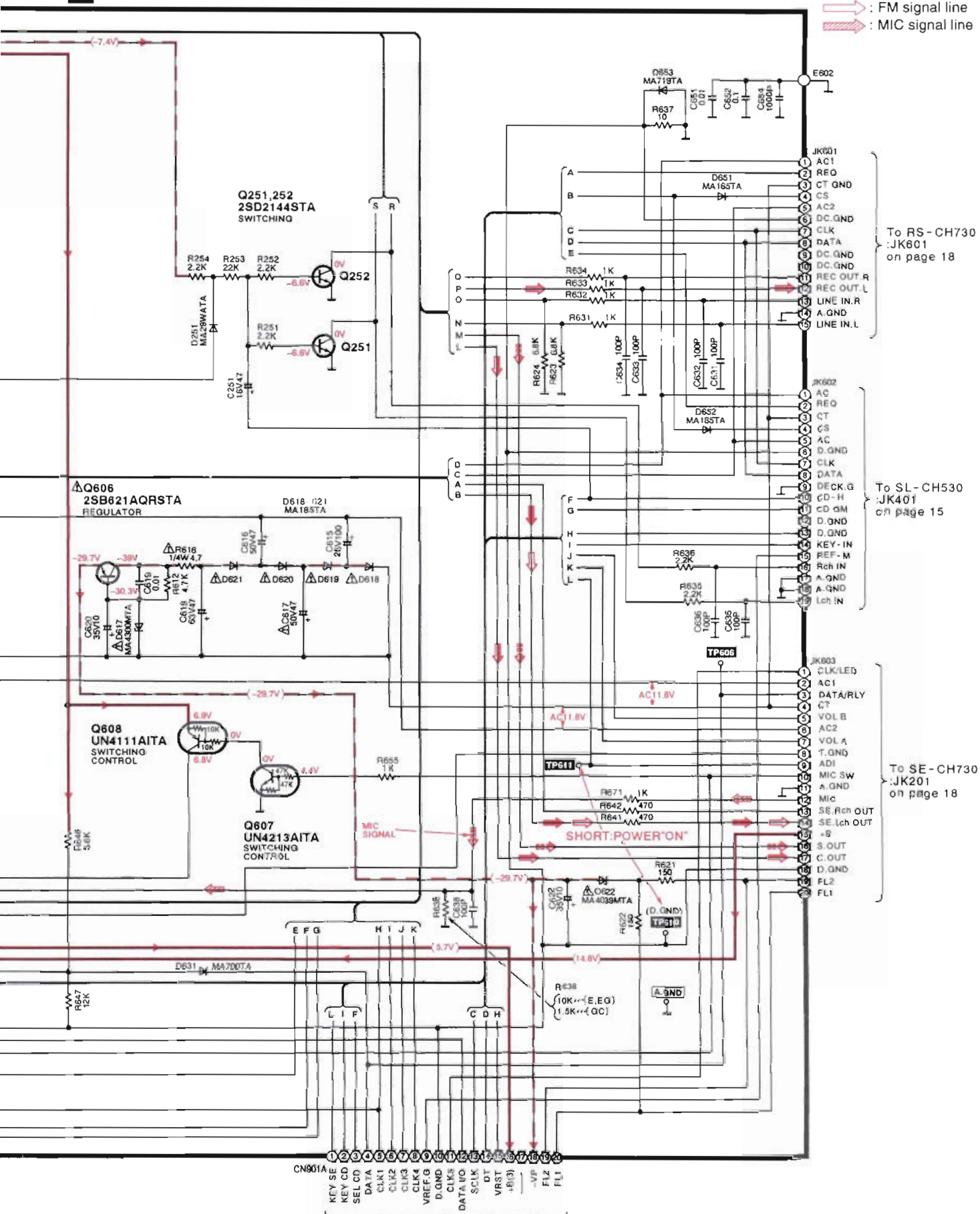


To **TUNER CIRCUIT** (CN701B) on pages 11, 14 or 17
 To **TUNER CIRCUIT** (CN102A) on pages 11, 14 or 17
 To **TUNER CIRCUIT** (CN501B) on pages 11 or 14
 To **OPERATION CIRCUIT** (CN902B) on page 19

C MAIN CIRCUIT (P.C.Board: on page 30)

→ : Positive voltage line
→ : AM (LW/MW) signal line
→ : Negative voltage line
→ : REC OUT signal line

→ : FM signal line
→ : MIC signal line



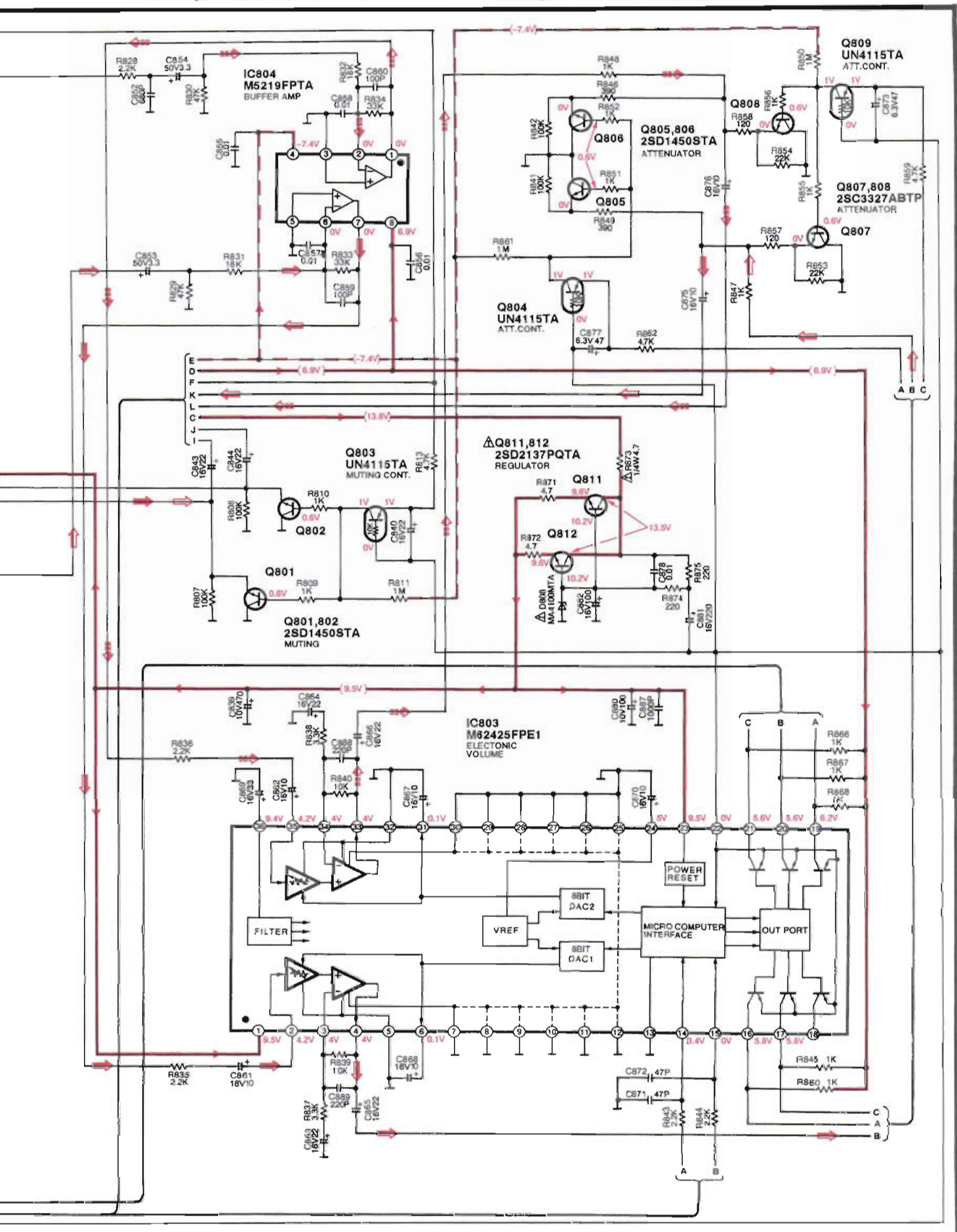
To RS-CH730 :JK601 on page 18

To SL-CH530 :JK401 on page 15

To SE-CH730 :JK201 on page 18

To **D** OPERATION CIRCUIT (CN901B) on page 19

- : Positive voltage line
- : FM signal line
- : Center speaker drive signal line
- - - - - : Negative voltage line
- : AM (LW/MW) signal line
- □ □ → : Surround speaker drive signal line




Printed Circuit Board Diagram

- This circuit board diagram may be modified at any time with the development of new technology.


A TUNER P.C.B. (REP2151B-T)

For [E] area.

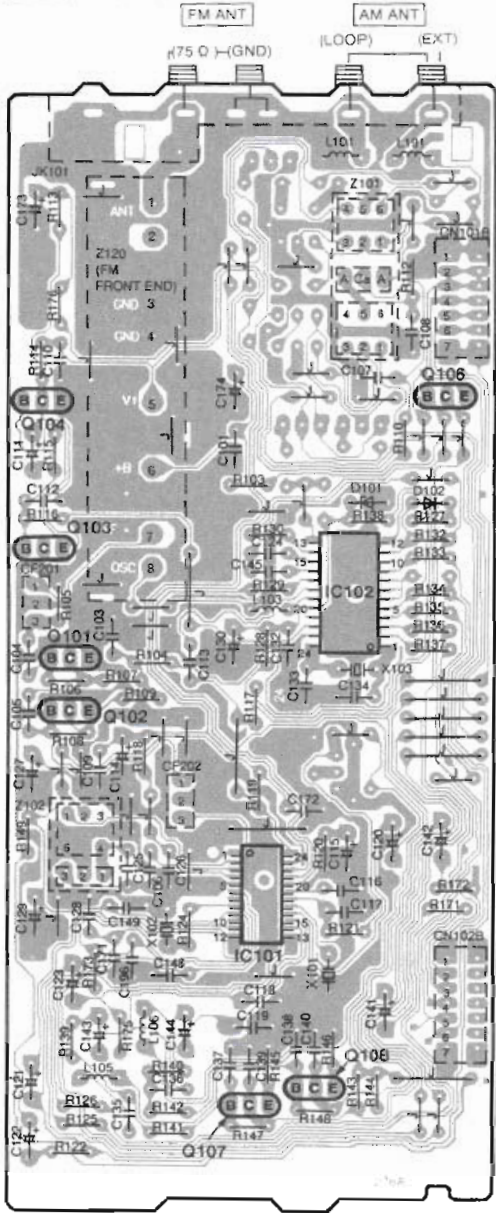


A TUNER P.C.B. (REP2151A-T)

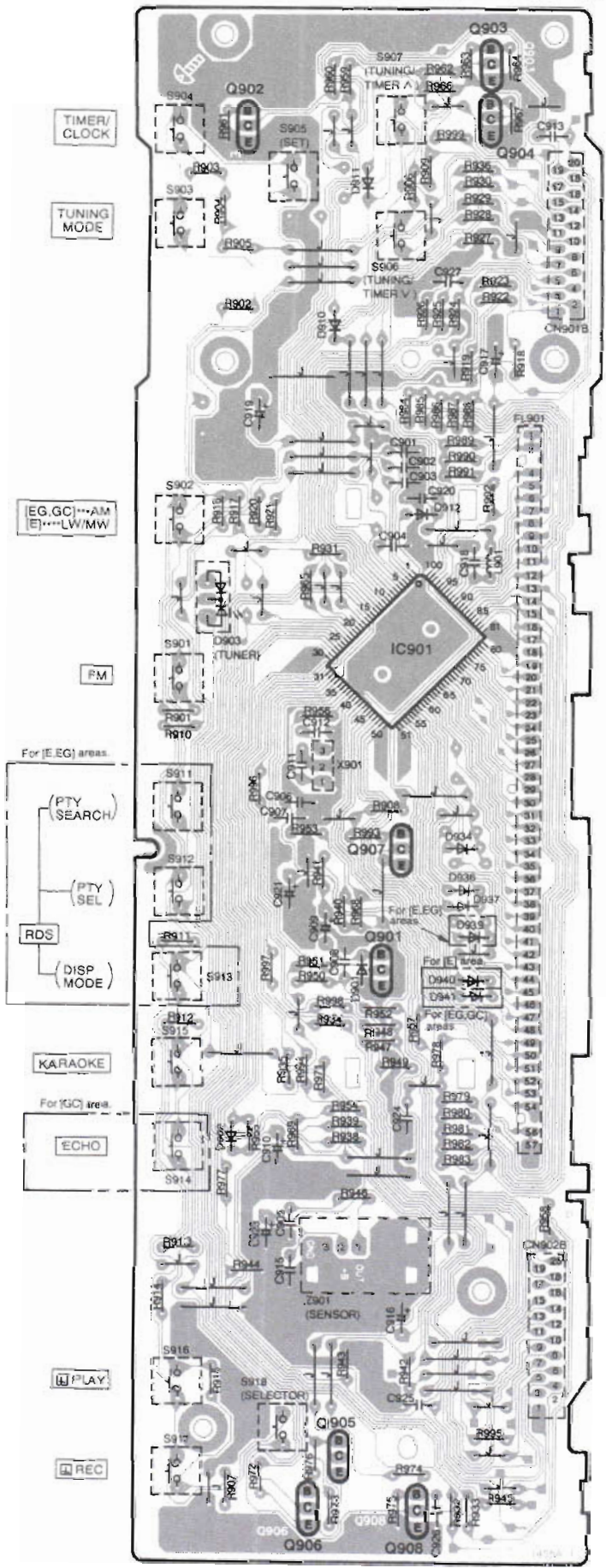
For [EG] area.



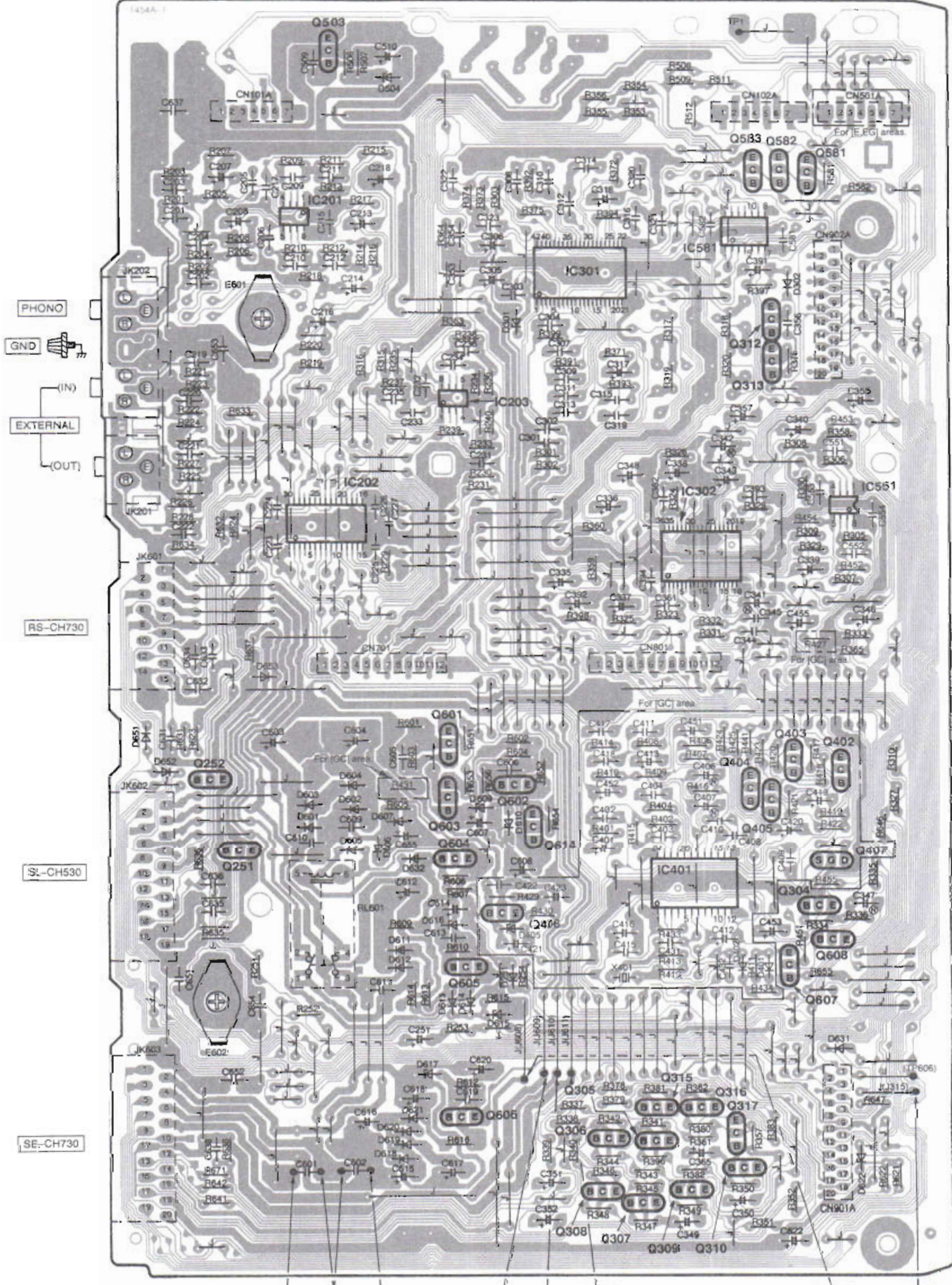
A TUNER P.C.B. (REP1930E-T)
For [GC] area.



B OPERATION P.C.B. (REP2150E-S...[E]
REP2150F-S...[EG]
REP2150G-S...[GC])




C MAIN P.C.B. (REP2120E-M...[E,EG] / REP2120F-M...[GC])



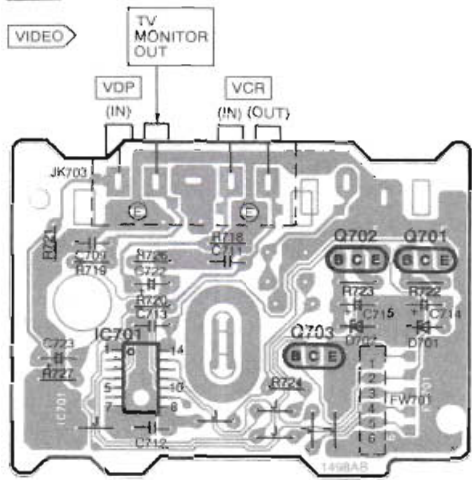
TP601 (AC) TP602 (CT) TP603 (AC) TP609 (T.GND) TP608 A.GND TP610 (D.GND) TP611


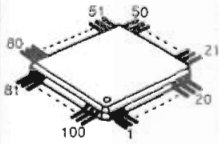
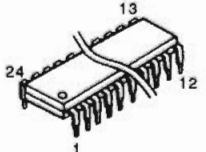
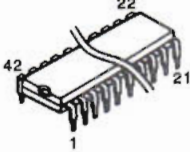
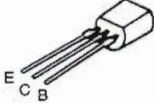





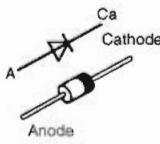
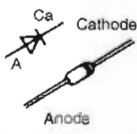
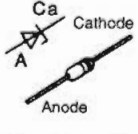

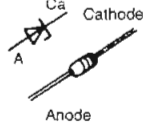
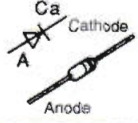
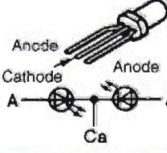
POWER SUPPLY POINT SHORT-POWER "ON"

D DOLBY PRO LOGIC P.C.B.
(REP2172A-T)

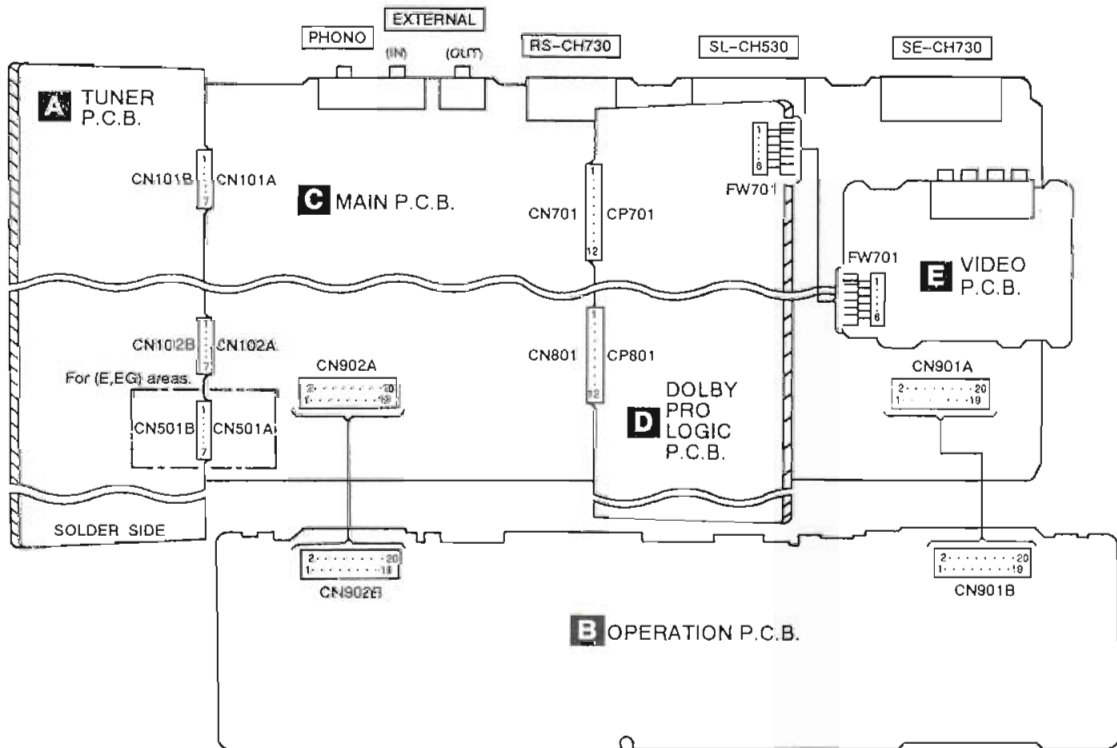


E VIDEO P.C.B. (REP2172A-T)

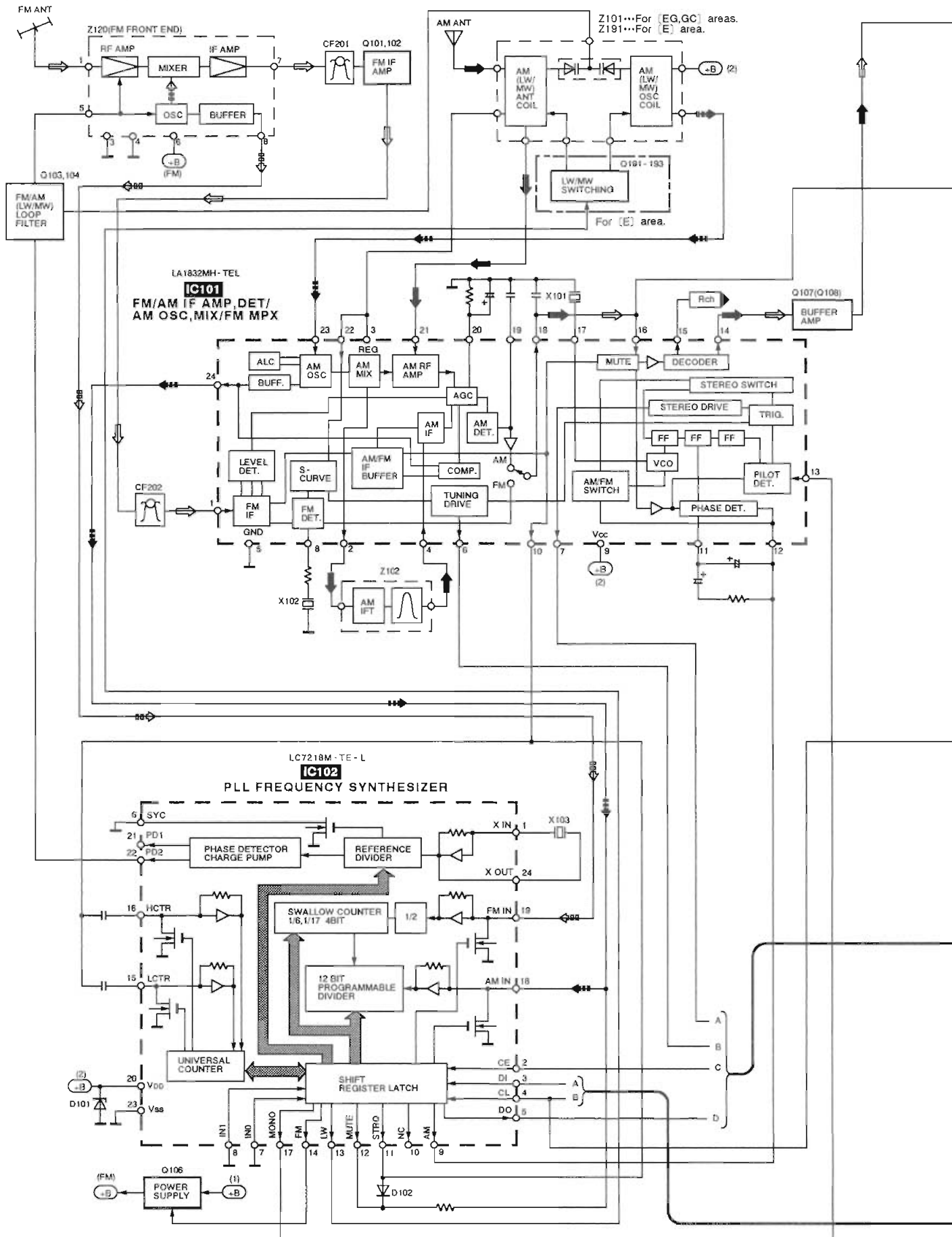


<p>BA4558FDXT1</p> 	<table border="1"> <tr> <td>M5219FPTA</td> <td>8Pin</td> <td>LA1832MH-TEL</td> <td>24Pin</td> </tr> <tr> <td>AN6558SFE2</td> <td>8Pin</td> <td>LC7218M-TE-L</td> <td>24Pin</td> </tr> <tr> <td>MC14066BFEL</td> <td>14Pin</td> <td>M65843FPE1</td> <td>24Pin</td> </tr> <tr> <td>MA14052BFR2</td> <td>16Pin</td> <td>LC65104A4F75</td> <td>30Pin</td> </tr> <tr> <td>NJM2279MT2</td> <td>16Pin</td> <td>NJU7313AMT2</td> <td>30Pin</td> </tr> <tr> <td>LC7073M-TLM</td> <td>18Pin</td> <td>M62425FPE1</td> <td>36Pin</td> </tr> <tr> <td>LA2230M-TE-L</td> <td>24Pin</td> <td>M62422FPE1</td> <td>42Pin</td> </tr> </table>				M5219FPTA	8Pin	LA1832MH-TEL	24Pin	AN6558SFE2	8Pin	LC7218M-TE-L	24Pin	MC14066BFEL	14Pin	M65843FPE1	24Pin	MA14052BFR2	16Pin	LC65104A4F75	30Pin	NJM2279MT2	16Pin	NJU7313AMT2	30Pin	LC7073M-TLM	18Pin	M62425FPE1	36Pin	LA2230M-TE-L	24Pin	M62422FPE1	42Pin	<p>M38197MA118F</p> 	<p>LV1010N</p> 
M5219FPTA	8Pin	LA1832MH-TEL	24Pin																															
AN6558SFE2	8Pin	LC7218M-TE-L	24Pin																															
MC14066BFEL	14Pin	M65843FPE1	24Pin																															
MA14052BFR2	16Pin	LC65104A4F75	30Pin																															
NJM2279MT2	16Pin	NJU7313AMT2	30Pin																															
LC7073M-TLM	18Pin	M62425FPE1	36Pin																															
LA2230M-TE-L	24Pin	M62422FPE1	42Pin																															
<p>LA2785</p> 	<p>2SB621AQRSTA 2SD592ARSTA</p> 	<p>2SC3940AQSTA</p> 	<p>2SD2144S</p> 	<p>2SB1417PQTA 2SD2137PQTA</p> 	<p>2SC3327ABTP</p> 																													
	<p>UN411FTA UN4111 UN4115 UN4119 UN4211 UN4213AITA UN4214TA</p>	<p>2SA1309A-R 2SC2785FE 2SC2787L 2SC3311A-Q 2SC3311ARSTA 2SD1450STA</p>	<p>RL1N4003N02</p> 	<p>MA165 MA700TA MA29WATA</p> 	<p>MA4100MTA MA4300M</p> 																													
<p>2SJ40CTA</p> 		<p>MA4039MTA MA4051-L MA4051MTA MA4056MTA MA4062-H MA4075HTA MA4082LTA MA4082MTA</p>	<p>1SS291TA MA185TA MA719TA</p> 	<p>SPR505MDTT</p> 																														

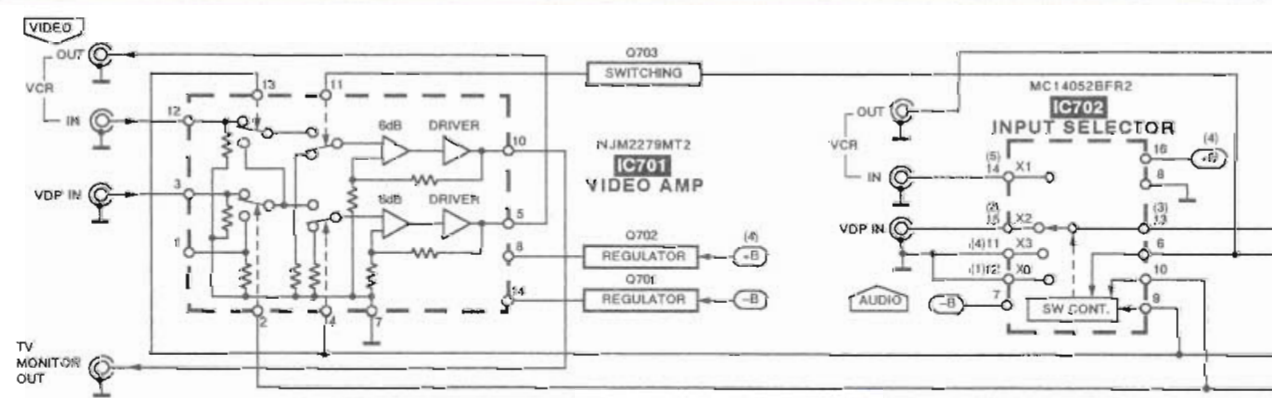
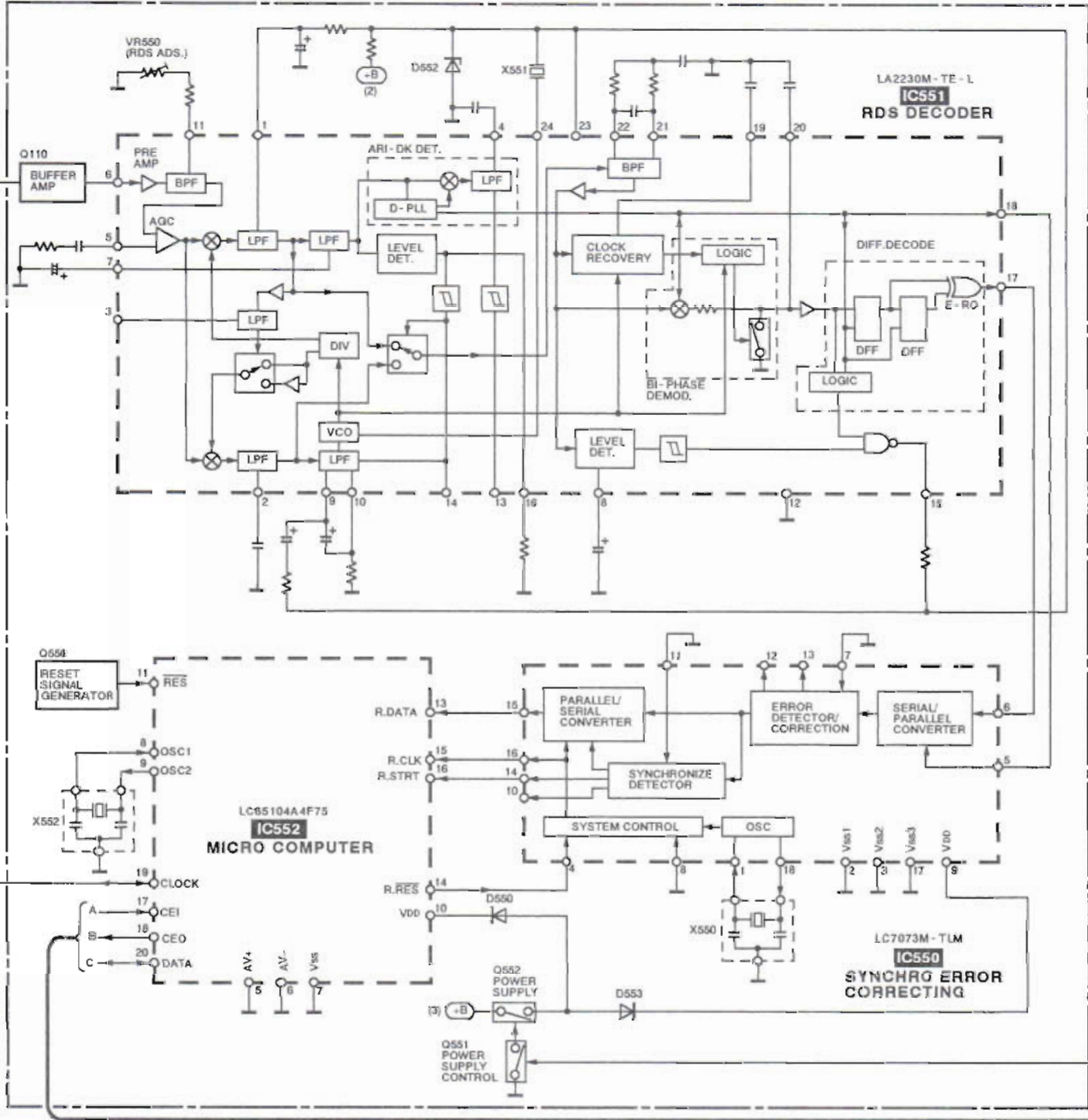
■ Wiring Connection Diagram

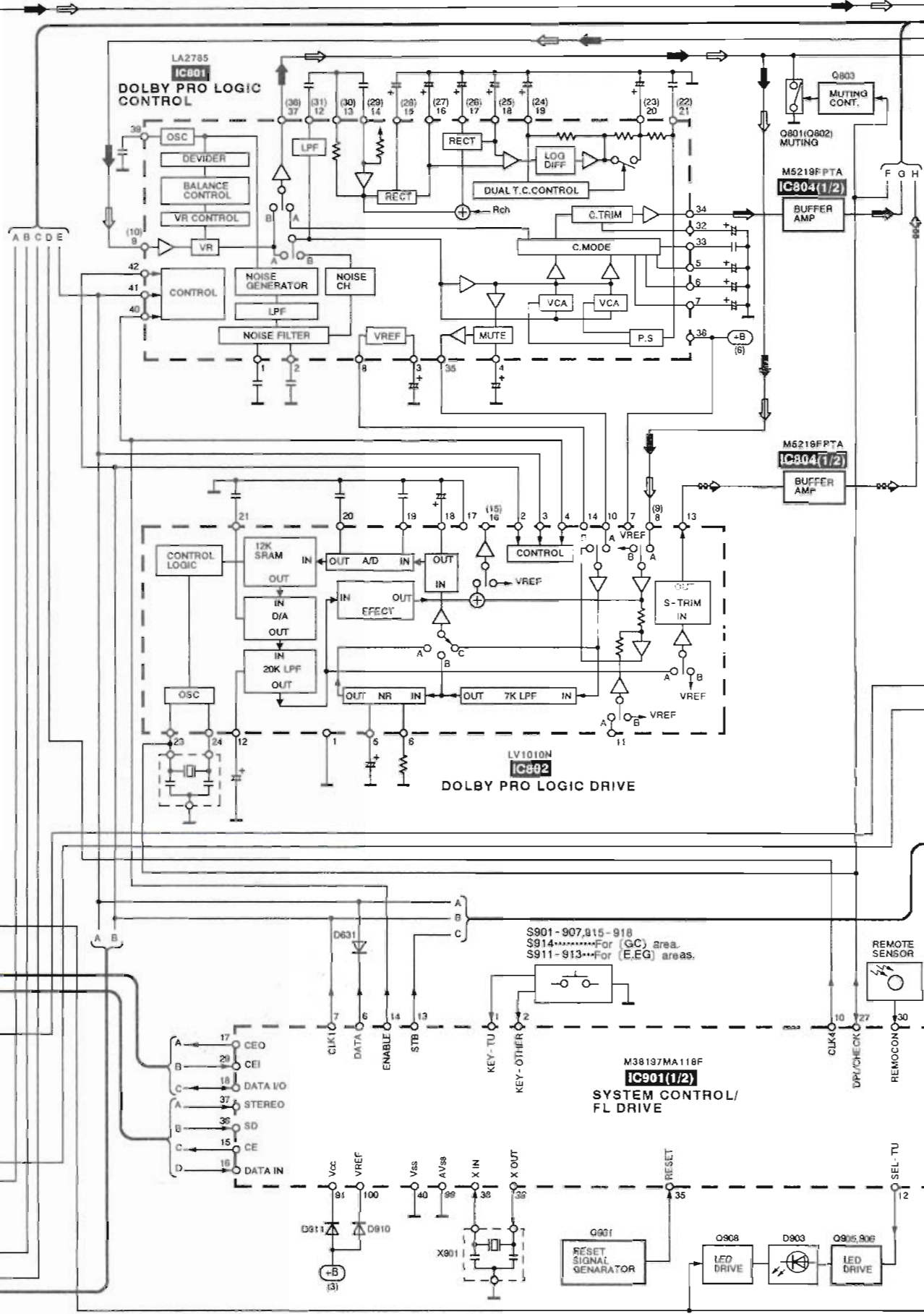


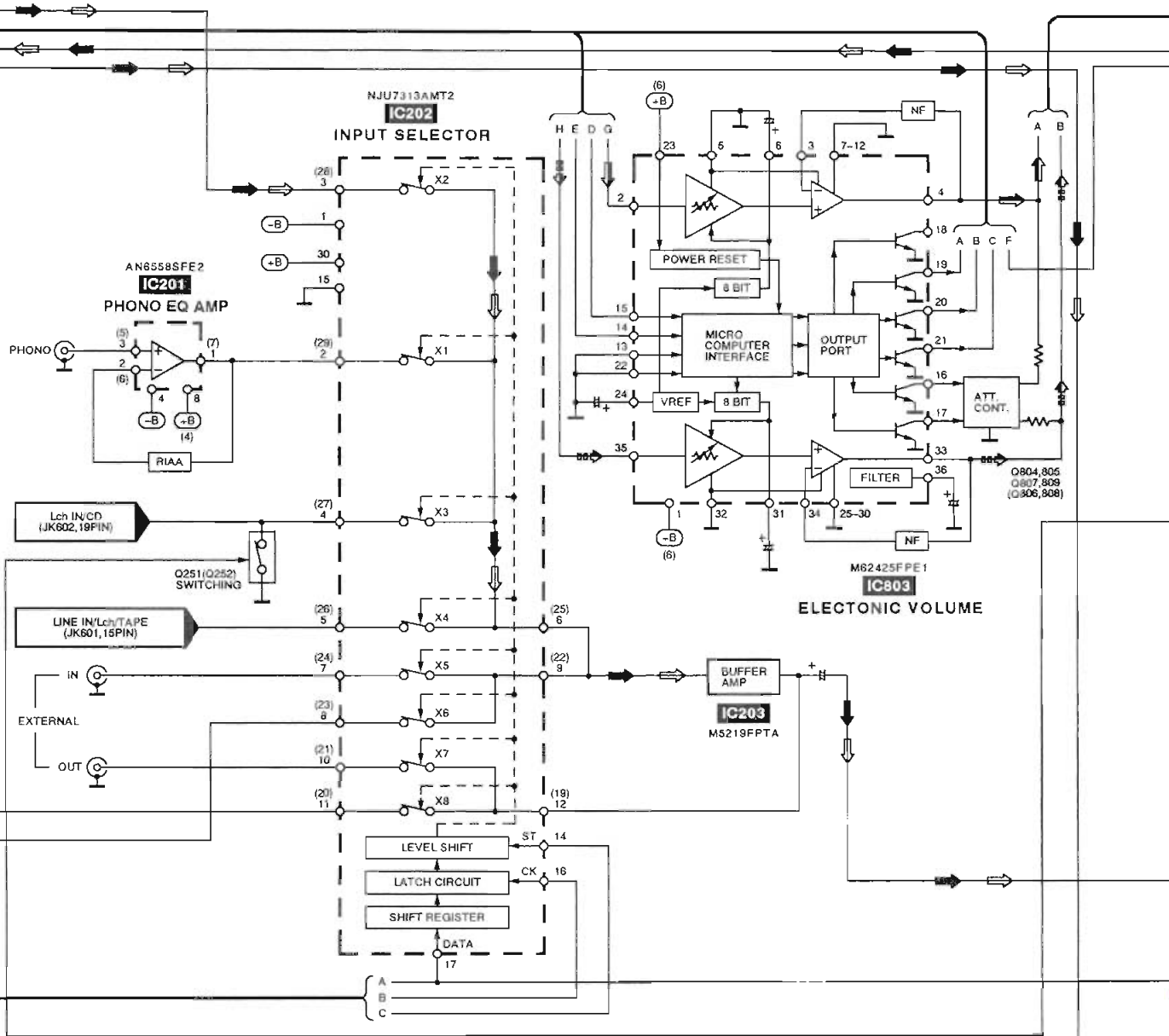
Block Diagram



For (E,EG) areas.

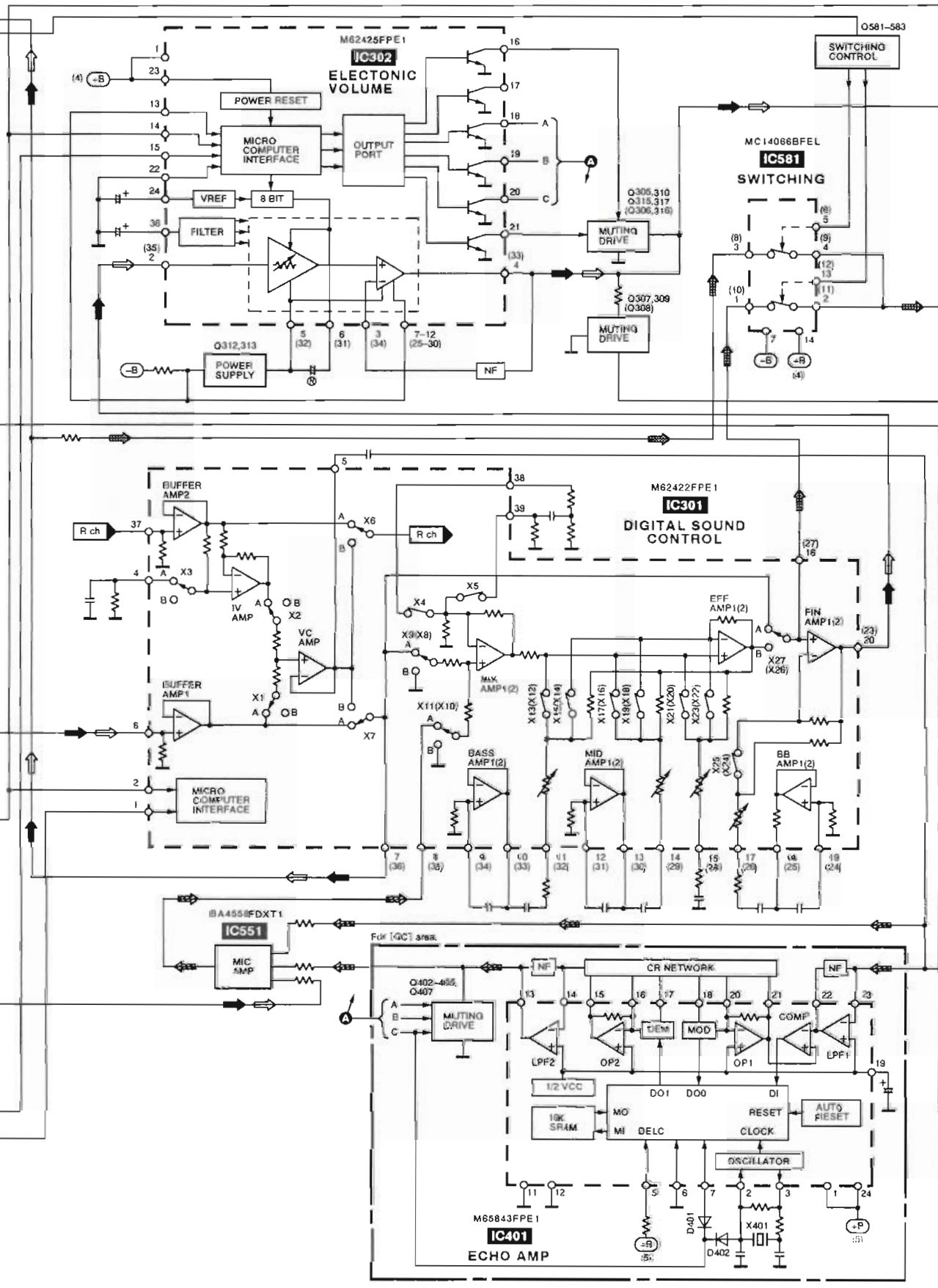


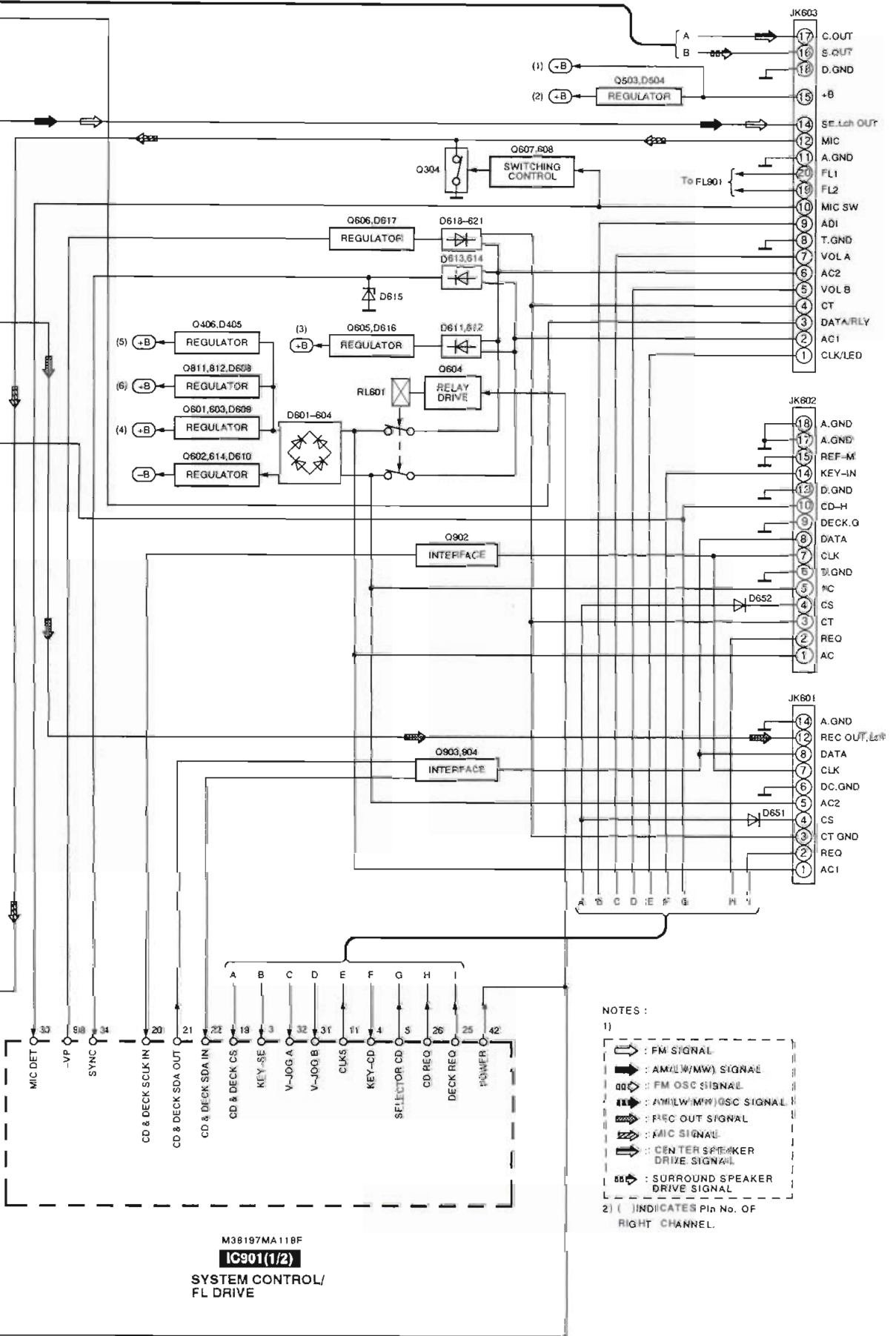




MUTE

41





■ Function of IC Terminals

● IC901 (M38197MA118F)

Pin No.	Terminal Name	I/O	Function
1	KEY-TU	I	Tuner operation switch signal input
2	KEY-OTHER	I	Other operation switch signal input
3	KEY-SE	I	SE-CH730 operation switch signal input
4	KEY-CD	I	SL-CH530 operation switch signal input
5	SELECTOR CD	O	SL-CH530 power control signal output
6	DATA	O	Data output for NJU7313, M62422, M62425, LC7218, LA2785 and LV1011
7	CLK1	O	Clock output for NJU7313, LC7218, LA2785, LV1011 and LC65104
8	CLK2	O	Clock output for M62422 (Digitalsound controller)
9	CLK3	O	Clock output for M62425 (Main volume)
10	CLK4	O	Clock output for M62425 (Surround volume)
11	CLK5	O	LED (D601, D602) (SE-CH730) drive signal output
12	SEL_TU	O	LED (D903-TUNER ON) drive signal output
13	STB	O	STB signal output for NJU7313
14	ENABLE	O	Enable signal output for LA2785 and LV1011
15	CE	O	Chip enable signal output for LC7218
16	DATA IN	I	Data input from LC7218
17	CEO	O	Serial data output terminal for (E) and (EG) area only
18	DATA I/O	I/O	Serial data input/output terminal for (E) and (EG) area only
19	CD & DECK CS	I	Serial data communication starting signal input
20	CD & DECK SCLK IN	I	Serial clock input
21	CD & DECK SDA OUT	O	Serial data output
22	CD & DECK SDA IN	I	Serial data input
23	V RST	--	Not used
24	CDGM	--	Not used
25	DECK REQ	O	RS-CH730 request signal output
26	CD REQ	O	SL-CH530 request signal output
27	DPL & CHECK	I/O	Clock check signal
28	CR TIMER	I/O	Capacitor and resistor oscillation terminal
29	CEI	I	Serial data input terminal for (EG) area only
30	REMOCON	I	Remote control signal input
31	V-JOGB	I	Volume control signal input
32	V-JOGA	I	

Pin No.	Terminal Name	I/O	Function
33	MIC DET	I	Microphone connecting detect signal input
34	SYNC	I	AC power source input terminal
35	RESET	I	Reset signal input
36	SD	I	SD signal input for tuner circuit
37	STEREO	I	STEREO signal input for tuner circuit
38	X IN	I	Connected to the ceramic oscillator
39	X OUT	O	
40	Vss	--	GND terminal
41	MUTE	O	Muting signal output
42	POWER	O	Power control signal output
43	TU-JOGB	I	Not used
44	TU-JOGA	I	
45-49	G9 ~ G5	O	Grid signal output
50-56	P42 ~ P36	O	Segment signal output
57	G4	O	Grid signal output
58-64	P35 ~ P29	O	Segment signal output
65	G3	O	Grid signal output
66-72	P28 ~ P22	O	Segment signal output
73	G2	O	Grid signal output
74-80	P21 ~ P15	O	Segment signal output
81	G1	O	Grid signal output
82-90	P14 ~ P6	O	Segment signal output
91	VCC	--	Power supply (+5V)
92-96	P5 ~ P1	O	Segment signal output
97	CS	I	Scan signal input
98	-VP	--	Negative power supply
99	AVSS	--	Connect to GND
100	VREF	--	Reference voltage input

● IC552 (LC65104A4F75) for (E) and (EG) areas

Pin No.	Terminal Name	I/O	Function
1	PB0	—	Not used
2	PB1	—	Not used
3	PB2	—	Not used
4	PB3	—	Not used
5	AV +	—	Not used
6	AV -	—	Not used
7	VSS	—	GND terminal
8	OSC1	I	Oscillating terminal (f = 4 MHz)
9	OSC2	O	Oscillating terminal (f = 4 MHz)
10	VDD	—	+5 V
11	/RES	I	Reset signal input
12	TEST	—	Not used
13	R. DATA	I	RDS data signal input
14	/R. RST	O	RDS reset signal output
15	R. CLK	I	RDS clock signal input
16	R. STRT	I	RDS start signal input
17	CEI	I	Serial data input detection terminal
18	CEO	O	Serial data output detection terminal
19	CLK	I/O	Serial clock input/output terminal
20	DATA	I/O	Serial data input/output terminal
21	PD0	—	Not used
22	PD1	—	Not used
23	PD2	—	Not used
24	PD3	—	Not used
25	PE0	—	Not used
26	PE1	—	Not used
27	SSL	—	Not used
28	PA1	—	Not used
29	PA2	—	Not used
30	PA3	—	Not used

Replacement Parts List

Notes: *Important safety notice:

Components identified by Δ mark have special characteristics important for safety.

Furthermore, special parts which have purposes of fire-retardant (resistors), high-quality sound (capacitors), low-noise (resistors), etc. are used.

When replacing any of components, be sure to use only manufacturer's specified parts shown in the parts list.

*The parenthesized indications in the Remarks columns specify the areas. (Refer to the cover page for area.)

Parts without these indications can be used for all areas.

For (E) and (EG) areas

Ref. No.	Part No.	Part Name & Description	Remarks	Ref. No.	Part No.	Part Name & Description	Remarks
		INTEGRATED CIRCUIT (S)		Q604	2SD2144S	TRANSISTOR	
IC101	LA1832MH-TEL	IC, FM/AM IF AMP.		Q605	2SD2137PQTA	TRANSISTOR	Δ
IC102	LC7218M-TE-L	IC, PLL FREQ. SYNTHESIZER		Q606	2SB621A-R	TRANSISTOR	Δ
IC201	AN6558SFE2	IC, PHONO EQ AMP		Q607	UN4213A1TA	TRANSISTOR	
IC202	NJU7313AMT2	IC, INPUT SELECTOR		Q608	UN4111	TRANSISTOR	
IC203	M5219FPTA	IC, BUFFER AMP		Q614	2SB1417PQTA	TRANSISTOR	Δ
IC301	M62422FPE1	IC, DIGITAL SOUND CONT.		Q701	2SB621A-R	TRANSISTOR	Δ
IC302	M62425FPE1	IC, ELECTRONIC VOLUME		Q702	2SD592ARSTA	TRANSISTOR	Δ
IC550	LC7073M-TLM	IC, SYNCHRO ERROR CORRECTING		Q703	UN4211	TRANSISTOR	
IC551	BA4558FDXT1	IC, MIC AMP		Q801, 802	2SD1450RTA	TRANSISTOR	
IC551	LA2230M-TE-L	IC, RDS DECODER		Q803, 804	UN4115	TRANSISTOR	
IC552	LC651044AF75	IC, MICRO COMPUTER		Q805, 806	2SD1450RTA	TRANSISTOR	
IC581	MC14066BFEL	IC, SWITCHING		Q807, 808	2SC3327-A	TRANSISTOR	
IC701	NJM2279MT2	IC, VIDEO AMP		Q809	UN4115	TRANSISTOR	
IC702	MC14052BFR2	IC, INPUT SELECTOR		Q811, 812	2SD2137PQTA	TRANSISTOR	Δ
IC801	LA2785	IC, DOLBY PRO LOGIC CONTROL		Q901	UN4214TA	TRANSISTOR	
IC802	LV1010N	IC, DOLBY PRO LOGIC DRIVE		Q902-904	2SC3311A-Q	TRANSISTOR	
IC803	M62425FPE1	IC, ELECTRONIC VOLUME		Q905	UN411FTA	TRANSISTOR	
IC804	M5219FPTA	IC, BUFFER AMP		Q906	2SC3311A-Q	TRANSISTOR	
IC901	M38197MA118F	IC, SYSTEM CONTROL/FL DRIVE		Q907	UN4119	TRANSISTOR	
		TRANSISTOR (S)		Q908	2SD2144S	TRANSISTOR	
Q101, 102	2SC2787L	TRANSISTOR				DIODE (S)	
Q103, 104	2SC2785FE	TRANSISTOR		D101	MA4051MTA	DIODE	Δ
Q106	UN4111	TRANSISTOR		D102	MA165	DIODE	
Q107, 108	2SC3311ARSTA	TRANSISTOR		D251	MA29WA	DIODE	
Q110	2SC3311ARSTA	TRANSISTOR		D301	MA4051-L	DIODE	Δ
Q191-193	2SC3311ARSTA	TRANSISTOR	(E)	D302	MA165	DIODE	
Q251, 252	2SD2144S	TRANSISTOR		D504	MA4082MTA	DIODE	Δ
Q304	2SD2144S	TRANSISTOR		D530, 531	MA165	DIODE	
Q305, 306	2SC3311A-Q	TRANSISTOR		D532	MA4051MTA	DIODE	Δ
Q307, 308	2SD2144S	TRANSISTOR		D553	MA165	DIODE	
Q309, 310	UN4115	TRANSISTOR		D601-604	RL194003N02	DIODE	Δ
Q312, 313	2SA1309A-R	TRANSISTOR		D605	MA165	DIODE	
Q315, 316	2SC3311A-Q	TRANSISTOR		D606, 607	MA219TA	DIODE	
Q317	UN4115	TRANSISTOR		D609	MA4075HTA	DIODE	Δ
Q503	2SC3340AQSTA	TRANSISTOR	Δ	D610	MA4082LTA	DIODE	Δ
Q550, 551	UN4211	TRANSISTOR		D611, 612	RL194003N02	DIODE	Δ
Q552	UN4111	TRANSISTOR		D613, 614	MA185TA	DIODE	Δ
Q581	UN4211	TRANSISTOR		D615	MA4051MTA	DIODE	Δ
Q582	UN4111	TRANSISTOR		D616	MA4062-H	DIODE	Δ
Q583	UN4211	TRANSISTOR		D617	MA4300M	DIODE	Δ
Q601	2SD2137PQTA	TRANSISTOR	Δ	D618-621	MA185TA	DIODE	Δ
Q602	2SB1417PQTA	TRANSISTOR	Δ	D622	MA4039MTR	DIODE	Δ
Q603	2SD2137PQTA	TRANSISTOR	Δ	D631	MA700TA	DIODE	
				D632	MA165	DIODE	

Ref. No.	Part No.	Part Name & Description	Remarks	Ref. No.	Part No.	Part Name & Description	Remarks
D651, 652	MA165	DIODE				SWITCH(ES)	
D653	MA719TA	DIODE		S901	EVQ21405R	SW, FM	
D701, 702	MA4056MTA	DIODE	△	S902	EVQ21405R	SW, LW/MW	
D801-803	MA165	DIODE		S903	EVQ21405R	SW, TUNING MODE	
D808	MA4100MTA	DIODE	△	S904	EVQ21405R	SW, TIMER CLOCK	
D901, 902	MA165	DIODE		S905	EVQ21405R	SW, SET	
D903	SPR505MDTT	LED		S906	EVQ21405R	SW, TUNING/TIMER	
D910-912	1SS291TA	DIODE		S907	EVQ21405R	SW, TUNING/TIMER	
D934	MA165	DIODE		S911	EVQ21405R	1SW, PTY SEARCH	
D936, 937	MA165	DIODE		S912	EVQ21405R	SW, PTY SEL	
D939	MA165	DIODE		S913	EVQ21405R	SW, DISP MODE	
D940	MA165	DIODE	(E)	S915	EVQ21405R	SW, KARAOKE	
D941	MA165	DIODE	(EG)	S916	EVQ21405R	SW, PLAY	
		VARIABLE RESISTOR(S)		S917	EVQ21405R	SW, REC	
VR550	EVNDCBA03B53	V. R. RDS ADJ.		S918	EVQ21405R	SW, SELECTOR	
		COMPONENT COMBINATION(S)				CONNECTOR(S)	
Z101	RLA22002M-T	COMPONENT COMBINATION	(EG)	CN701	RJT057W012-1	CONNECTOR (12P)	
Z102	RL122006M-T	COMPONENT COMBINATION		CN801	RJT057W012-1	CONNECTOR (12P)	
Z120	RAL0019	FM FRONT END		CN101A	RJT057W007-1	CONNECTOR (7P)	
Z191	RLA62005M-T	COMPONENT COMBINATION	(E)	CN102A	RJT057W007-1	CONNECTOR (7P)	
Z901	RCDHC-278N	REMOTE SENSOR		CN501A	RJT057W007-1	CONNECTOR (7P)	
		COIL(S)		CN901A	RJS1A6820	CONNECTOR (20P)	
L101	ELESNR68MA	COIL		CN902A	RJS1A6820	CONNECTOR (20P)	
L103	ELEXT47MA3	COIL		CN101B	RJU057W007	CONNECTOR (7P)	
L104	ELEXT180KA9	COIL		CN102B	RJU057W007	CONNECTOR (7P)	
L105, 106	ELELN822KL	COIL		CN501B	RJU057W007	CONNECTOR (7P)	
L151	SLM1B10M-1M	COIL		CN901B	RJS1A6820	CONNECTOR (20P)	
L191	ELESNR68MA	COIL		CN902B	RJS1A6820	CONNECTOR (20P)	
L550-552	ELEXT101KA9	COIL		CP701	RJU057W012	CONNECTOR (12P)	
L801	ELESN101KA	COIL		CP801	RJU057W012	CONNECTOR (12P)	
L901	RLQA100JT-Y	COIL				GND PLATE	
		FILTER(S)		E601, 602	SNE1004-2	GND PLATE	
CF201	RLFFETMG001L	CERAMIC FILTER				RELAY	
CF202	RLFFETMG001L	CERAMIC FILTER		RL601	RSY0017M-0	RELAY	△
		OSCILLATOR(S)				JACK(S)	
X101	RSX2456RW07M	OSCILLATOR(456KHz)		JK101	RJH5210M	EXT ANT	
X102	RLFDGT05DD	OSCILLATOR(10.65MHz)		JK201	SJF3068-7N	EXT OUT	
X103	RSXC7M2IS05T	OSCILLATOR(7.2MHz)		JK202	SJF3069-5N	EXT IN/PHONO	
X550	RVBCST4800MT	OSCILLATOR(4MHz)		JK601	RJT065K15	CONNECTOR (15P)	
X551	RSK2456RW07M	OSCILLATOR(456KHz)		JK602	RJT065K19	CONNECTOR (19P)	
X552	RVBCST4800MT	OSCILLATOR(4MHz)		JK603	RJT065K20	CONNECTOR (20P)	
X801	EF0EC8004T4	OSCILLATOR(8MHz)		JK701	SJF3068-7N	VCR OUT	
X901	RSXC4M19S02T	OSCILLATOR(4.19MHz)		JK702	SJF3069-5N	VDP IN/VCR IN	
		DISPLAY TUBE		JK703	SJF3069-3N	VDP IN/VCR/TV MONITOR OUT	
FL901	RSL0206-F	DISPLAY TUBE					

For (E) and (EG) areas

Notes : * Capacity values are in microfarads (μF) unless specified otherwise, P=Pico-farads (pF) F=Farads (F)
 * Resistance values are in ohms, unless specified otherwise, 1K=1,000(OHM) , 1M=1,000k(OHM)

Ref. No.	Part No.	Values & Remarks	Ref. No.	Part No.	Values & Remarks	Ref. No.	Part No.	Values & Remarks
		RESISTORS	R205, 206	ERDS2TJ331	1/4W 330	R358	ERDS2TJ103	1/4W 10K
			R207, 208	ERDS2TJ271	1/4W 270	R359, 360	ERDS2TJ224T	1/4W 220K
			R209, 210	ERDS2TJ184T	1/4W 180K	R361	ERDS2TJ102	1/4W 1K
R103	ERDS2TJ101	1/4W 100	R211, 212	ERDS2TJ123	1/4W 12K	R362	ERDS2TJ223	1/4W 22K
R104	ERDS2TJ103	1/4W 10K	R213, 214	ERDS2TJ680T	1/4W 68	R363, 364	ERDS2TJ473	1/4W 47K
R105	ERDS2TJ471	1/4W 470	R215, 216	ERDS2TJ272T	1/4W 2.7K	R365	ERDS2TJ102	1/4W 1K
R106	ERDS2TJ474	1/4W 470K	R217, 218	ERDS2TJ392T	1/4W 3.9K	R371, 372	ERDS2TJ100	1/4W 10
R107	ERDS2TJ331	1/4W 330	R219, 220 Δ	ERDS1FVJ221T	1/2W 220	R373, 374	ERDS2TJ224T	1/4W 220K
R108	ERDS2TJ474	1/4W 470K	R221, 222	ERDS2TJ752T	1/4W 7.5K	R375	ERDS2TJ103	1/4W 10K
R109	ERDS2TJ331	1/4W 330	R223, 224	ERDS2TJ562	1/4W 5.6K	R376	ERDS2TJ223	1/4W 22K
R110	ERDS2TJ102	1/4W 1K	R225, 226	ERDS2TJ472	1/4W 4.7K	R378, 379	ERDS2EJ121	1/4W 120
R112	ERDS2TJ104	1/4W 100K	R227, 228	ERDS2TJ332	1/4W 3.3K	R380	ERDS2TJ102	1/4W 1K
R113	ERDS2TJ103	1/4W 10K	R229-231	ERDS2TJ222	1/4W 2.2K	R381	ERDS2TJ223	1/4W 22K
R114	ERDS2TJ562	1/4W 5.6K	R233, 234	ERDS2TJ223	1/4W 22K	R382	ERDS2TJ105T	1/4W 1M
R115	ERDS2TJ561	1/4W 560	R235, 236	ERDS2TJ822	1/4W 8.2K	R383	ERDS2TJ472	1/4W 4.7K
R116	ERDS2TJ102	1/4W 1K	R237, 238	ERDS2TJ123	1/4W 12K	R391, 392	ERDS2TJ222	1/4W 2.2K
R117	ERDS2TJ823T	1/4W 82K	R239, 240	ERDS2TJ102	1/4W 1K	R393, 394	ERDS2TJ100	1/4W 10
R118	ERDS2TJ562	1/4W 5.6K	R251, 252	ERDS2TJ222	1/4W 2.2K	R396	ERDS2TJ102	1/4W 1K
R119	ERDS2TJ183T	1/4W 18K	R253	ERDS2TJ223	1/4W 22K	R397, 398	ERDS2TJ150T	1/4W 15
R120	ERDS2TJ473	1/4W 47K	R254	ERDS2TJ222	1/4W 2.2K	R399	ERDS2TJ105T	1/4W 1M
R121	ERDS2TJ332	1/4W 3.3K	R301, 302	ERDS2TJ222	1/4W 2.2K	R451	ERDS2TJ102	1/4W 1K
R122	ERDS2TJ272T	1/4W 2.7K	R303	ERDS2TJ102	1/4W 1K	R452	ERDS2TJ682T	1/4W 6.8K
R124	ERDS2TJ271	1/4W 270	R305, 306	ERDS2TJ223	1/4W 22K	R453	ERDS2TJ123	1/4W 12K
R125, 126	ERDS2TJ152	1/4W 1.5K	R307	ERDS2TJ103	1/4W 10K	R454	ERDS2TJ223	1/4W 22K
R127	ERDS2TJ103	1/4W 10K	R308, 309	ERDS2TJ153	1/4W 15K	R506	ERDS2TJ152	1/4W 1.5K
R128	ERDS2TJ820	1/4W 82	R310	ERDS2TJ102	1/4W 1K	R507	ERDS2TJ331	1/4W 330
R129	ERDS2TJ473	1/4W 47K	R315, 316	ERDS2TJ102	1/4W 1K	R508, 509	ERDS2TJ682T	1/4W 6.8K
R130	ERDS2TJ103	1/4W 10K	R317-320	ERDS2TJ471	1/4W 470	R511, 512	ERDS2TJ122	1/4W 1.2K
R132	ERDS2TJ103	1/4W 10K	R323-326	ERDS2TJ103	1/4W 10K	R550	ERDS2TJ564	1/4W 560K
R133-137	ERDS2TJ102	1/4W 1K	R327-330	ERDS2TJ102	1/4W 1K	R551	ERDS2TJ223	1/4W 22K
R138	ERDS2TJ103	1/4W 10K	R331, 332	ERDS2TJ222	1/4W 2.2K	R552	ERDS2TJ103	1/4W 10K
R139, 140	ERDS2TJ272T	1/4W 2.7K	R333	ERDS2TJ104	1/4W 100K	R553, 554	ERDS2TJ102	1/4W 1K
R141, 142	ERDS2TJ102	1/4W 1K	R334	ERDS2TJ102	1/4W 1K	R555	ERDS2TJ104	1/4W 100K
R143, 144	ERDS2TJ222	1/4W 2.2K	R335	ERDS2TJ104	1/4W 100K	R556	ERDS2TJ332	1/4W 3.3K
R145, 146	ERDS2TJ821	1/4W 820	R336	ERDS2TJ223	1/4W 22K	R557	ERDS2TJ103	1/4W 10K
R147, 148	ERDS2TJ474	1/4W 470K	R337, 338	ERDS2TJ391	1/4W 390	R558	ERDS2TJ102	1/4W 1K
R149	ERDS2TJ680T	1/4W 68	R339, 340	ERDS2TJ122	1/4W 1.2K	R559	ERDS2TJ562	1/4W 5.6K
R171, 172	ERDS2TJ102	1/4W 1K	R341, 342	ERDS2TJ104	1/4W 100K	R560	ERDS2TJ820	1/4W 82
R173	ERDS2TJ471	1/4W 470	R343	ERDS2TJ105T	1/4W 1M	R562	ERDS2TJ473	1/4W 47K
R175	ERDS2TJ102	1/4W 1K	R344	ERDS2TJ102	1/4W 1K	R563	ERDS2TJ332	1/4W 3.3K
R176	ERDS2TJ391	1/4W 390	R345, 346	ERDS2TJ104	1/4W 100K	R564	ERDS2TJ155	1/4W 1.5M
R177	ERDS2TJ472	1/4W 4.7K	R347, 348	ERDS2TJ102	1/4W 1K	R565-567	ERDS2TJ332	1/4W 3.3K
R191	ERDS2TJ103	1/4W 10K (E)	R349	ERDS2TJ104	1/4W 100K	R568-571	ERDS2TJ101	1/4W 100
R192	ERDS2TJ122	1/4W 1.2K (E)	R350	ERDS2TJ105T	1/4W 1M	R572	ERDS2TJ103	1/4W 10K
R193	ERDS2TJ182	1/4W 1.8K (E)	R351	ERDS2TJ222	1/4W 2.2K	R573	ERDS2TJ471	1/4W 470
R194	ERDS2TJ122	1/4W 1.2K (E)	R352	ERDS2TJ182	1/4W 1.8K	R574-576	ERDS2TJ102	1/4W 1K
R195	ERDS2TJ222	1/4W 2.2K (E)	R353, 354	ERDS2TJ102	1/4W 1K	R581	ERDS2TJ104	1/4W 100K
R201, 202	ERDS2TJ102	1/4W 1K	R355, 356	ERDS2TJ104	1/4W 100K	R582	ERDS2TJ102	1/4W 1K
R203, 204	ERDS2TJ473	1/4W 47K	R357	ERDS2TJ105T	1/4W 1M	R601, 602 Δ	ERD2FCVJ4R7T	1/4W 4.7

Ref. No.	Part No.	Values & Remarks	Ref. No.	Part No.	Values & Remarks	Ref. No.	Part No.	Values & Remarks
R603, 604	ERDS2TJ102	1/4W 1K	R835, 836	ERDS2TJ222	1/4W 2.2K	R943	ERDS2TJ223	1/4W 22K
R605	ERDS2TJ101	1/4W 100	R837, 838	ERDS2TJ332	1/4W 3.3K	R944	ERDS2TJ473	1/4W 47K
R606, 607	ERDS2TJ393	1/4W 39K	R839, 840	ERDS2TJ103	1/4W 10K	R945, 946	ERDS2TJ102	1/4W 1K
R609 Δ	ERD25FJ2R2	1/4W 2.2	R841, 842	ERDS2TJ104	1/4W 100K	R947, 948	ERDS2TJ103	1/4W 10K
R610	ERDS2TJ332	1/4W 3.3K	R843, 844	ERDS2TJ222	1/4W 2.2K	R949	ERDS2TJ472	1/4W 4.7K
R612	ERDS2TJ472	1/4W 4.7K	R845	ERDS2TJ102	1/4W 1K	R950	ERDS2TJ102	1/4W 1K
R613, 614	ERDS2TJ682T	1/4W 6.8K	R846	ERDS2TJ391	1/4W 390	R951	ERDS2TJ104	1/4W 100K
R615	ERDS2TJ103	1/4W 10K	R847, 848	ERDS2TJ102	1/4W 1K	R952, 953	ERDS2TJ102	1/4W 1K
R616 Δ	ERD25FVJ4R7T	1/4W 4.7	R849	ERDS2TJ391	1/4W 390	R954	ERDS2TJ101	1/4W 100
R621, 622	ERDS2TJ151	1/4W 150	R850	ERDS2TJ105T	1/4W 1M	R955	ERDS2TJ824	1/4W 820K
R623, 624	ERDS2TJ682T	1/4W 6.8K	R851, 852	ERDS2TJ102	1/4W 1K	R956	ERDS2TJ101	1/4W 100
R631-634	ERDS2TJ102	1/4W 1K	R853, 854	ERDS2TJ223	1/4W 22K	R957	ERDS2TJ102	1/4W 1K
R635, 636	ERDS2TJ222	1/4W 2.2K	R855, 856	ERDS2TJ102	1/4W 1K	R958	ERDS2TJ471	1/4W 470
R637	ERDS2TJ100	1/4W 10	R857, 858	ERDS2EJ121	1/4W 120	R959	ERDS2TJ103	1/4W 10K
R638	ERDS2TJ103	1/4W 10K	R859	ERDS2TJ472	1/4W 4.7K	R960	ERDS2TJ472	1/4W 4.7K
R641, 642	ERDS2TJ471	1/4W 470	R860	ERDS2TJ102	1/4W 1K	R961	ERDS2TJ103	1/4W 10K
R646	ERDS2TJ562	1/4W 5.6K	R861	ERDS2TJ105T	1/4W 1M	R962	ERDS2TJ473	1/4W 47K
R647	ERDS2TJ123	1/4W 12K	R862	ERDS2TJ472	1/4W 4.7K	R963-965	ERDS2TJ472	1/4W 4.7K
R651-654	ERDS2TJ2R2T	1/4W 2.2	R863-865	ERDS2TJ473	1/4W 47K	R966	ERDS2TJ123	1/4W 12K
R655	ERDS2TJ102	1/4W 1K	R866-868	ERDS2TJ102	1/4W 1K	R967	ERDS2TJ472	1/4W 4.7K
R656	ERDS2TJ221	1/4W 220	R871, 872	ERDS2TJ4R7T	1/4W 4.7	R968, 969	ERDS2TJ152	1/4W 1.5K
R671	ERDS2TJ102	1/4W 1K	R873 Δ	ERD2FCVJ4R7T	1/4W 4.7	R971	ERDS2TJ104	1/4W 100K
R701, 702	ERDS2TJ103	1/4W 10K	R874, 875	ERDS2TJ221	1/4W 220	R972	ERDS2TJ820	1/4W 82
R703, 704	ERDS2TJ822	1/4W 8.2K	R901	ERDS2TJ821	1/4W 820	R973	ERDS2TJ151	1/4W 150
R705, 706	ERDS2TJ332	1/4W 3.3K	R902	ERDS2TJ102	1/4W 1K	R974, 975	ERDS2TJ473	1/4W 47K
R707, 708	ERDS2TJ472	1/4W 4.7K	R903	ERDS2TJ122	1/4W 1.2K	R976	ERDS2TJ272T	1/4W 2.7K
R709, 710	ERDS2TJ103	1/4W 10K	R904	ERDS2TJ152	1/4W 1.5K	R977	ERDS2TJ102	1/4W 1K
R711, 712	ERDS2TJ822	1/4W 8.2K	R905	ERDS2TJ182	1/4W 1.8K	R978-992	ERDS2TJ104	1/4W 100K
R718	ERDS2TJ680T	1/4W 68	R906	ERDS2TJ222	1/4W 2.2K	R993-995	ERDS2TJ102	1/4W 1K
R719, 720	ERDS2TJ750	1/4W 75	R907	ERDS2TJ332	1/4W 3.3K	R996	ERDS2TJ101	1/4W 100
R721	ERDS2TJ680T	1/4W 68	R908	ERDS2TJ223	1/4W 22K	R997-999	ERDS2TJ102	1/4W 1K
R722, 723	ERDS2TJ102	1/4W 1K	R909	ERDS2TJ103	1/4W 10K			
R724	ERDS2TJ103	1/4W 10K	R910	ERDS2TJ821	1/4W 820			CAPACITORS
R726, 727	ERDS2TJ103	1/4W 10K	R911	ERDS2TJ102	1/4W 1K			
R801, 802	ERDS2TJ392T	1/4W 3.9K	R912	ERDS2TJ122	1/4W 1.2K	C101	ECBT1C103NS5	16V 0.01U
R803-806	ERDS2TJ222	1/4W 2.2K	R913	ERDS2TJ152	1/4W 1.5K	C103	ECBT1C103NS5	16V 0.01U
R807, 808	ERDS2TJ104	1/4W 100K	R914	ERDS2TJ182	1/4W 1.8K	C104, 105	ECBT1H102KB5	50V 1000P
R809, 810	ERDS2TJ102	1/4W 1K	R915	ERDS2TJ222	1/4W 2.2K	C106	ECBT1C103NS5	16V 0.01U
R811	ERDS2TJ105T	1/4W 1M	R916-919	ERDS2TJ103	1/4W 10K	C107	ECBT1H732F5	50V 0.047U
R813	ERDS2TJ472	1/4W 4.7K	R920-922	ERDS2TJ102	1/4W 1K	C108	ECBT1H100J05	50V 10P (E)
R814-816	ERDS2TJ332	1/4W 3.3K	R923	ERDS2TJ391	1/4W 390	C108	ECBT1H8R2K05	50V 8.2P (EG)
R817	ERDS2TJ332	1/4W 33K	R924	ERDS2TJ102	1/4W 1K	C109, 110	ECBT1C103NS5	16V 0.01U
R818	ERDS2TJ183T	1/4W 18K	R925	ERDS2TJ221	1/4W 220	C111	ECEA1EKA4R7B	25V 4.7U
R819, 820	ERDS2TJ102	1/4W 1K	R926	ERDS2TJ101	1/4W 100	C112	ECBT1C103NS5	16V 0.01U
R821	ERDS2TJ473	1/4W 47K	R927-933	ERDS2TJ102	1/4W 1K	C113	ECBT1H102H35	50V 1000P
R822	ERDS2TJ334	1/4W 330K	R934	ERDS2TJ101	1/4W 100	C114	RCE1HKA3R09G	50V 3.3U
R823	ERDS2TJ102	1/4W 1K	R935	ERDS2TJ102	1/4W 1K	C115	ECEA1EKA4R7B	25V 4.7U
R824	ERDS2TJ105T	1/4W 1M	R936	ERDS2TJ101	1/4W 100	C116	ECBT1C822K55	16V 8200P
R828	ERDS2TJ222	1/4W 2.2K	R938	ERDS2TJ102	1/4W 1K	C117	ECQB1H561JF3	50V 560P
R829, 830	ERDS2TJ473	1/4W 47K	R939	ERDS2TJ101	1/4W 100	C118, 119	ECFR1C103KR	16V 0.01U
R831, 832	ERDS2TJ183T	1/4W 18K	R940, 941	ERDS2TJ393	1/4W 39K	C120, 121	ECEA1HK4J10B	50V 1U
R833, 834	ERDS2TJ333	1/4W 33K	R942	ERDS2TJ562	1/4W 5.6K	C122	ECEA1HK4R2B	50V 2.2U

Ref. No.	Part No.	Values & Remarks	Ref. No.	Part No.	Values & Remarks	Ref. No.	Part No.	Values & Remarks
C123	ECEA1HKA010B	50V 1U	C335, 336	RCE1CKA100BG	16V 10U	C610, 611	ECBT1H104ZF5	50V 0.1U
C124	ECBT1H102KB5	50V 1000P	C337-340	RCE1CKA220BG	16V 22U	C612	RCE1EM471BV	25V 470U
C125	ECBT1H150JC5	50V 15P	C341, 342	ECEA1AKN100B	10V 10U	C613	ECBT1E103ZF	25V 0.01U
C126	ECBT1H473ZF5	50V 0.047U	C343	RCE1CKA100BG	16V 10U	C614	RCE1CKA100BG	16V 10U
C127	RCE1CKA220BG	16V 22U	C344, 345	ECBT1H470J5	50V 47P	C615	ECEA1EKA101B	25V 100U
C128	ECBT1H102KB5	50V 1000P	C346	ECEA1HKA0R1B	50V 0.1U	C616	ECA1HM470B	50V 47U
C129, 130	RCE0JKA101BV	6.3V 100U	C347	ECEA1CN100SB	16V 10U	C617 Δ	ECA1HM470B	50V 47U
C132	ECBT1H102KB5	50V 1000P	C348	ECEA1CKA330B	16V 33U	C618	ECA1JM470B	63V 47U
C133, 134	ECBT1H270JU5	50V 27P	C349	RCE1HKA3R3BG	50V 3.3U	C619	ECBT1E103ZF	25V 0.01U
C135, 136	ECBT1C103KS5	16V 0.01U	C350	RCE0JKA470BG	6.3V 47U	C620	RCE1VKA100BG	35V 10U
C137, 138	ECBT1H561KB5	50V 560P	C351, 352	RCE1CKA100BG	16V 10U	C622	RCE1VKA100BG	35V 10U
C139, 140	ECBT1C682KR5	16V 6800P	C353, 354	ECBT1H101KB5	50V 100P	C631-636	ECBT1H101KB5	50V 100P
C141-144	ECEA1HKA010B	50V 1U	C355	ECEA1CKA330B	16V 33U	C637	ECBT1H102KB5	50V 1000P
C145	ECBT1H220JC5	50V 22P	C356	ECBT1H104ZF5	50V 0.1U	C638	ECBT1H101KB5	50V 100P
C148	ECBT1C103NS5	16V 0.01U	C357	RCE1CM101BV	16V 100U	C651, 652	ECBT1H104ZF5	50V 0.1U
C149	ECBT1H104ZF5	50V 0.1U	C361, 362	ECBT1H221KB5	50V 220P	C653, 654	ECBT1H102KB5	50V 1000P
C171, 172	ECBT1H102KB5	50V 1000P	C365	RCE0JKA470BG	6.3V 47U	C655	RCE1CM101BV	16V 100U
C173	RCE1CKA220BG	16V 22U	C391, 392	RCE1CM101BV	16V 100U	C701-706	ECBT1H101KB5	50V 100P
C174	RCE1CKA100BG	16V 10U	C393, 394	ECBT1H102KB5	50V 1000P	C707	ECBT1H102KB5	50V 1000P
C181	ECBT1H471KB5	50V 470P	C453	ECEA1HKA010B	50V 1U	C709	ECBT1H470J5	50V 47P
C196	ECBT1H102KB5	50V 1000P	C455	RCE1CKA100BG	16V 10U	C711	ECBT1H470J5	50V 47P
C201, 202	ECBT1H180J5	50V 18P	C509	ECBT1E103ZF	25V 0.01U	C712, 713	ECBT1H104ZF5	50V 0.1U
C203, 204	ECBT1H151KB5	50V 150P	C510	RCE1AKA101BG	10V 100U	C714, 715	RCE1CKA100BG	16V 10U
C205, 206	ECBT1H102KB5	50V 1000P	C550	RCE0JKA101BV	6.3V 100U	C716, 717	ECBT1H104ZF5	50V 0.1U
C207, 208	RCE1AKA330BG	10V 33U	C551	ECBT1H331KB5	50V 330P	C722, 723	RCE1CKA100BG	16V 10U
C209, 210	ECBT0J223MS5	6.3V 0.022U	C551	RCE1CKA220BG	16V 22U	C801	ECFR1C223KR	16V 0.022U
C211, 212	ECBT1C682KR5	16V 6800P	C552	ECBT1H331KB5	50V 330P	C802	ECFR1E473KR	25V 0.047U
C213, 214	RCE1CKA100BG	16V 10U	C552	RCE1CKA100BG	16V 10U	C803	RCE0JKA221BV	6.3V 220U
C215	ECBT1E103ZF	25V 0.01U	C553	ECBT1E103ZF	25V 0.01U	C804-807	RCE1CKA100BG	16V 10U
C216	RCE1CM101BV	16V 100U	C553	ECEA1EKA4R7B	25V 4.7U	C808	RCE0JKA221BV	6.3V 220U
C217	ECBT1E103ZF	25V 0.01U	C554	ECBT1E103ZF	25V 0.01U	C809, 810	ECEA1HKA010B	50V 1U
C218	RCE1AKA101BG	10V 100U	C554	RCE1CKA100BG	16V 10U	C811, 812	ECQV1H104JM3	50V 0.1U
C219-222	ECBT1H101KB5	50V 100P	C555	ECEA1EKA4R7B	25V 4.7U	C813	RCE1HKAR47BG	50V 0.47U
C223, 224	ECBT1H104ZF5	50V 0.1U	C556	RCE1CKA100BG	16V 10U	C814	ECEA1VKA4R7B	35V 4.7U
C225-227	ECBT1H470J5	50V 47P	C557	ECBT1H102KB5	50V 1000P	C815	RCE1HKAR47BG	50V 0.47U
C231, 232	ECBT1E103ZF	25V 0.01U	C558	RCE0JKA101BV	6.3V 100U	C816	ECEA1VKA4R7B	35V 4.7U
C233, 234	ECBT1H102KB5	50V 1000P	C559, 560	ECEA1HKA010B	50V 1U	C817	ECEA1HKAR15B	50V 0.15U
C235, 236	ECBT1H101KB5	50V 100P	C561	ECFR1C223KR	16V 0.022U	C818	RCE1HKA3R3BG	50V 3.3U
C251	RCE1CKA470BG	16V 47U	C562, 563	ECFR1C333KR	16V 0.033U	C819, 820	ECQV1H154JM3	50V 0.15U
C301, 302	ECBT1H470J5	50V 47P	C564	ECBT1C332KR5	16V 3300P	C821	RCE1HKA3R3BG	50V 3.3U
C303	ECBT1E103ZF	25V 0.01U	C565	ECBT1C682KR5	16V 6800P	C822	ECEA1HKAR15B	50V 0.15U
C304	ECFR1C473KR	16V 0.047U	C566	ECBT1C332KR5	16V 3300P	C823	ECEA1VKA4R7B	35V 4.7U
C305, 306	RCE1CKA100BG	16V 10U	C567	ECBT1C103KS5	16V 0.01U	C824	RCE1HKAR47BG	50V 0.47U
C307-310	ECFR1C104KR	16V 0.1U	C568-570	ECBT1H102KB5	50V 1000P	C825	ECEA1VKA4R7B	35V 4.7U
C311, 312	ECFR1C123KR	16V 0.012U	C581, 582	ECBT1H104ZF5	50V 0.1U	C826	RCE1HKAR47BG	50V 0.47U
C313, 314	ECFR1C153KR	16V 0.015U	C601, 602	ECKT1H223ZF	50V 0.022U	C827, 828	ECQV1H104JM3	50V 0.1U
C315, 316	ECBT1C332KR5	16V 3300P	C603 Δ	ECA1EM222B	25V 2200U	C829	RCE1CKA470BG	16V 47U
C317, 318	ECEA1HKAR15B	50V 0.15U	C604 Δ	RCE1EM221BV	25V 220U	C830	ECQV1H474JM3	50V 0.47U
C319, 320	ECFR1C104KR	16V 0.1U	C605, 606	ECBT1E103ZF	25V 0.01U	C831	ECBA1H681KB5	50V 680P
C321	ECBT1E103ZF	25V 0.01U	C607	RCE1CKA100BG	16V 10U	C832	ECBT1H560J5	50V 56P
C322	ECFR1C473KR	16V 0.047U	C608	RCE1CM101BV	16V 100U	C833, 834	ECBT1H101KB5	50V 100P
C323	ECFR1C103KR	16V 0.01U	C609	ECBT1H102KB5	50V 1000P	C835	ECEA1HKA2R2B	50V 2.2U

Ref. No.	Part No.	Values & Remarks	Ref. No.	Part No.	Values & Remarks			
C836	ECEA1HKA010B	50V 1U						
C837	RCE1CKA101BV	16V 100U						
C838	ECBT1E223ZF	25V 0.022U						
C839	ECA1AM471B	10V 470U						
C840	RCE1CKA220BG	16V 22U						
C841, 842	RCE1HKA3R3BG	50V 3.3U						
C843, 844	RCE1CKA220BG	16V 22U						
C845	RCE0JKA221BV	6.3V 220U						
C846	ECEA1HKA010B	50V 1U						
C847	ECQB1H393JF3	50V 0.039U						
C848	ECFR1E152KR	25V 1500P						
C849	ECQM1H333JZ	50V 0.033U						
C850	RCE1CKA101BV	16V 100U						
C851	ECBT1E223ZF	25V 0.022U						
C852	ECBA1H681KB5	50V 680P						
C853, 854	RCE1HKA3R3BG	50V 3.3U						
C855-858	ECBT1E103ZF	25V 0.01U						
C859, 860	ECBT1H101KB5	50V 100P						
C861, 862	RCE1CKA100BG	16V 10U						
C863-866	RCE1CKA220BG	16V 22U						
C867, 868	RCE1CKA100BG	16V 10U						
C869	ECEA1CKA330B	16V 33U						
C870	RCE1CKA100BG	16V 10U						
C871, 872	ECBT1H470J5	50V 47P						
C873	RCE0JKA470BG	6.3V 47U						
C875, 876	RCE1CKA100BG	16V 10U						
C877	RCE0JKA470BG	6.3V 47U						
C878	ECBT1E103ZF	25V 0.01U						
C880	RCE1AKA101BG	10V 100U						
C881	ECA1CM221B	16V 220U						
C882	RCE1CKA101BV	16V 100U						
C887	ECBT1H102KB5	50V 1000P						
C888, 889	ECBT1H221KB5	50V 220P						
C891	ECBT1H104ZF5	50V 0.1U						
C901-904	ECBT1H471KB5	50V 470P						
C905, 906	ECBT1H102KB5	50V 1000P						
C907	ECBT1H104ZF5	50V 0.1U						
C908	ECBT1E103ZF	25V 0.01U						
C909	ECEA1HKA2R2B	50V 2.2U						
C910	RCE1CKA100BG	16V 10U						
C911	ECBT1H270JU5	50V 27P						
C912	ECBT1H220GC5	50V 22P						
C913	ECBT1H104ZF5	50V 0.1U						
C915	ECBT1E103ZF	25V 0.01U						
C916, 917	ECEA1HKA010B	50V 1U						
C918	ECBT1H104ZF5	50V 0.1U						
C919	RCE0JU102BV	6.3V 1000U						
C920	ECBT1E103ZF	25V 0.01U						
C921	ECA0JKF101B	6.3V 100U						
C923	RCE0JKA221BV	6.3V 220U						
C924-926	ECBT1H102KB5	50V 1000P						
C927	ECBT1C105ZF5	16V 1U						

For (GC) area

Ref. No.	Part No.	Part Name & Description	Remarks
		INTEGRATED CIRCUIT(S)	
IC101	LA1832MH-TEL	IC, FM/AM IF AMP.	
IC102	LC7218M-TE-L	IC, PLL FREQ. SYNTHESIZER	
IC201	AN6558SFE2	IC, PHONO EQ AMP	
IC202	NJU7313AMT2	IC, INPUT SELECTOR	
IC203	M5219FPTA	IC, BUFFER AMP	
IC301	M62422FPE1	IC, DIGITAL SOUND CONT	
IC302	M62425FPE1	IC, ELECTONIC VOLUME	
IC401	M65843FPE1	IC, ECHO AMP	
IC551	BA4558FDXT1	IC, MIC AMP	
IC581	MC14066BFEL	IC, SWITCHING	
IC701	NJM2279MT2	IC, VIDEO AMP	
IC702	MC14052BFR2	IC, INPUT SELECTOR	
IC801	LA2785	IC, DOLBY PRO LOGIC CONTROL	
IC802	LV1010N	IC, DOLBY PRO LOGIC DRIVE	
IC803	M62425FPE1	IC, ELECTONIC VOLUME	
IC804	M5219FPTA	IC, BUFFER AMP	
IC901	M38197MA118F	IC, SYSTEM CONTROL/FL DRIVE	
		TRANSISTOR(S)	
Q101, 102	2SC2787L	TRANSISTOR	
Q103, 104	2SC2785FE	TRANSISTOR	
Q106	UN411FTA	TRANSISTOR	
Q107, 108	2SC3311ARSTA	TRANSISTOR	
Q251, 252	2SD2144S	TRANSISTOR	
Q304	2SD2144S	TRANSISTOR	
Q305, 306	2SC3311A-Q	TRANSISTOR	
Q307, 308	2SD2144S	TRANSISTOR	
Q309, 310	UN4115	TRANSISTOR	
Q312, 313	2SA1309A-R	TRANSISTOR	
Q315, 316	2SC3311A-Q	TRANSISTOR	
Q317	UN4115	TRANSISTOR	
Q402, 403	2SD2144S	TRANSISTOR	
Q404, 405	UN4115	TRANSISTOR	
Q406	2SC3311A-Q	TRANSISTOR	△
Q407	2SJ40CTA	TRANSISTOR	
Q503	2SC3940AQSTA	TRANSISTOR	△
Q581	UN4211	TRANSISTOR	
Q582	UN4111	TRANSISTOR	
Q583	UN4211	TRANSISTOR	
Q601	2SD2137PQTA	TRANSISTOR	△
Q602	2SB1417PQTA	TRANSISTOR	△
Q603	2SD2137PQTA	TRANSISTOR	△
Q604	2SD2144S	TRANSISTOR	
Q605	2SD2137PQTA	TRANSISTOR	△
Q606	2SB621A-R	TRANSISTOR	△
Q607	UN4213A1TA	TRANSISTOR	
Q608	UN4111	TRANSISTOR	
Q614	2SB1417PQTA	TRANSISTOR	△

Ref. No.	Part No.	Part Name & Description	Remarks
Q701	2SB621A-R	TRANSISTOR	△
Q702	2SD592ARSTA	TRANSISTOR	△
Q703	UN4211	TRANSISTOR	
Q801, 802	2SD1450RTA	TRANSISTOR	
Q803, 804	UN4115	TRANSISTOR	
Q805, 806	2SD1450RTA	TRANSISTOR	
Q807, 808	2SC3327-A	TRANSISTOR	
Q809	UN4115	TRANSISTOR	
Q811, 812	2SD2137PQTA	TRANSISTOR	△
Q901	UN4214TA	TRANSISTOR	
Q902-904	2SC3311A-Q	TRANSISTOR	
Q905	UN411FTA	TRANSISTOR	
Q906	2SC3311A-Q	TRANSISTOR	
Q907	UN4119	TRANSISTOR	
Q908	2SD2144S	TRANSISTOR	
		DIODE(S)	
D101	MA4051MTA	DIODE	△
D102	MA165	DIODE	
D251	MA29WA	DIODE	
D301	MA4051-L	DIODE	△
D302	MA165	DIODE	
D401, 402	MA165	DIODE	
D405	MA4056MTA	DIODE	△
D504	MA4082MTA	DIODE	△
D601-604	RL1N4003N02	DIODE	△
D605	MA165	DIODE	
D606, 607	MA719TA	DIODE	
D609	MA4075HTA	DIODE	△
D610	MA4082LTA	DIODE	△
D611, 612	RL1N4003N02	DIODE	△
D613, 614	MA185TA	DIODE	△
D615	MA4051MTA	DIODE	△
D616	MA4062-H	DIODE	△
D617	MA4300M	DIODE	△
D618-621	MA185TA	DIODE	△
D622	MA4039MTA	DIODE	△
D631	MA700TA	DIODE	
D632	MA165	DIODE	
D651, 652	MA165	DIODE	
D653	MA719TA	DIODE	
D701, 702	MA4056MTA	DIODE	△
D801-803	MA165	DIODE	
D808	MA4100MTA	DIODE	△
D901, 902	MA165	DIODE	
D903	SPR505MDTT	LED	
D910-912	1SS291TA	DIODE	
D934	MA165	DIODE	
D936, 937	MA165	DIODE	
D941	MA165	DIODE	

Ref. No.	Part No.	Part Name & Description	Remarks	Ref. No.	Part No.	Part Name & Description	Remarks
		COMPONENT COMBINATION (S)		CN101A	RJT057W007-1	CONNECTOR (7P)	
				CN102A	RJT057W007-1	CONNECTOR (7P)	
Z101	RLA2Z002M-T	COMPONENT COMBINATION		CN901A	RJS1A6820	CONNECTOR (20P)	
Z102	RLI2Z006M-T	COMPONENT COMBINATION		CN902A	RJS1A6820	CONNECTOR (20P)	
Z120	RAL0006	FM FRONT END		CN101B	RJU057W007	CONNECTOR (7P)	
Z901	RCDHC-278N	REMOTE SENSOR		CN102B	RJU057W007	CONNECTOR (7P)	
		COIL (S)		CN901B	RJS1A6820	CONNECTOR (20P)	
				CN902B	RJS1A6820	CONNECTOR (20P)	
L101	ELESNR68MA	COIL		CP701	RJU057W012	CONNECTOR (12P)	
L103	ELEXTR47MA9	COIL		CP801	RJU057W012	CONNECTOR (12P)	
L105, 106	ELELN822KL	COIL				GND PLATE	
L191	ELESNR68MA	COIL					
L801	ELESNI01KA	COIL		E601, 602	SNE1004-2	GND PLATE	
L901	RLQA100JT-Y	COIL				RELAY	
		FILTER (S)					
				RL601	RSY0017M-0	RELAY	△
CF201, 202	RLFFETWND01M	CERAMIC FILTER				JACK	
		OSCILLATOR (S)					
				JK101	RJH5404M	EXT ANT	
X101	RSXZ456K007M	OSCILLATOR (456KHz)		JK201	SJF3068-7N	EXT OUT	
X102	RLFDGT05DD	OSCILLATOR (10.65MHz)		JK202	SJF3069-5N	EXT IN/PHONO	
X103	RSXC7M20S05T	OSCILLATOR (7.2MHz)		JK601	RJT065K15	CONNECTOR (15P)	
X401	RSXB375K001M	OSCILLATOR (375KHz)		JK602	RJT065K19	CONNECTOR (19P)	
X801	EF0EC800474	OSCILLATOR (8MHz)		JK603	RJT065K20	CONNECTOR (20P)	
X901	RSXC4M19S02T	OSCILLATOR (4.19MHz)		JK701	SJF3068-7N	VCR OUT	
		DISPLAY TUBE		JK702	SJF3069-5N	VDP IN/VCR IN	
				JK703	SJF3069-3N	VDP IN/VCR/TV MONITOR OUT	
FL901	RSL0206-F	DISPLAY TUBE					
		SWITCH (ES)					
S901	EVQ21405R	SW, FM					
S902	EVQ21405R	SW, AM					
S903	EVQ21405R	SW, TUNING MODE					
S904	EVQ21405R	SW, TIMER CLOCK					
S905	EVQ21405R	SW, SET					
S906	EVQ21405R	SW, TUNING/TIMER					
S907	EVQ21405R	SW, TUNING/TIMER					
S914	EVQ21405R	SW, ECHO					
S915	EVQ21405R	SW, KARAOKE					
S916	EVQ21405R	SW, PLAY					
S917	EVQ21405R	SW, REC					
S918	EVQ21405R	SW, SELECTOR					
		CONNECTOR (S)					
CN701	RJT057W012-2	CONNECTOR (12P)					
CN801	RJT057W012-1	CONNECTOR (12P)					

For (GC) area

Notes : • Capacity values are in microfarads (uF) unless specified otherwise, P=Pico-farads (pF) F=Farads (F)
• Resistance values are in ohms, unless specified otherwise, 1K=1,000 (OHM) , 1M=1,000k(OHM)

Ref. No.	Part No.	Values & Remarks	Ref. No.	Part No.	Values & Remarks	Ref. No.	Part No.	Values & Remarks
		RESISTORS	R217, 218	ERDS2TJ392T	1/4W 3.9K	R371, 372	ERDS2TJ100	1/4W 10
			R219, 220	ERDS1FVJ221T	1/2W 220	R373, 374	ERDS2TJ224T	1/4W 220K
			R221, 222	ERDS2TJ752T	1/4W 7.5K	R375	ERDS2TJ103	1/4W 10K
R103	ERDS2TJ271	1/4W 270	R223, 224	ERDS2TJ562	1/4W 5.6K	R376	ERDS2TJ223	1/4W 22K
R104	ERDS2TJ822	1/4W 8.2K	R225, 226	ERDS2TJ472	1/4W 4.7K	R378, 379	ERDS2EJ121	1/4W 120
R105	ERDS2TJ471	1/4W 470	R227, 228	ERDS2TJ332	1/4W 3.3K	R380	ERDS2TJ102	1/4W 1K
R106	ERDS2TJ474	1/4W 470K	R229-231	ERDS2TJ222	1/4W 2.2K	R381	ERDS2TJ223	1/4W 22K
R107	ERDS2TJ331	1/4W 330	R233, 234	ERDS2TJ223	1/4W 22K	R382	ERDS2TJ105T	1/4W 1M
R108	ERDS2TJ474	1/4W 470K	R235, 236	ERDS2TJ822	1/4W 8.2K	R383	ERDS2TJ472	1/4W 4.7K
R109	ERDS2TJ331	1/4W 330	R237, 238	ERDS2TJ123	1/4W 12K	R391, 392	ERDS2TJ222	1/4W 2.2K
R110	ERDS2TJ102	1/4W 1K	R239, 240	ERDS2TJ102	1/4W 1K	R393, 394	ERDS2TJ100	1/4W 10
R112	ERDS2TJ104	1/4W 100K	R251, 252	ERDS2TJ222	1/4W 2.2K	R396	ERDS2TJ102	1/4W 1K
R113	ERDS2TJ103	1/4W 10K	R253	ERDS2TJ223	1/4W 22K	R397, 398	ERDS2TJ150T	1/4W 15
R114	ERDS2TJ562	1/4W 5.6K	R254	ERDS2TJ222	1/4W 2.2K	R399	ERDS2TJ105T	1/4W 1M
R115	ERDS2TJ561	1/4W 560	R301, 302	ERDS2TJ222	1/4W 2.2K	R401	ERDS2TJ273	1/4W 27K
R116	ERDS2TJ102	1/4W 1K	R303	ERDS2TJ102	1/4W 1K	R402	ERDS2TJ153	1/4W 15K
R117	ERDS2TJ273	1/4W 27K	R305, 306	ERDS2TJ223	1/4W 22K	R404	ERDS2TJ330	1/4W 33
R118	ERDS2TJ562	1/4W 5.6K	R307	ERDS2TJ822	1/4W 8.2K	R406, 407	ERDS2TJ153	1/4W 15K
R119	ERDS2TJ682T	1/4W 6.8K	R308, 309	ERDS2TJ153	1/4W 15K	R408	ERDS2TJ272T	1/4W 2.7K
R120	ERDS2TJ473	1/4W 47K	R310	ERDS2TJ102	1/4W 1K	R409	ERDS2TJ332	1/4W 3.3K
R121	ERDS2TJ332	1/4W 3.3K	R315, 316	ERDS2TJ102	1/4W 1K	R410	ERDS2TJ223	1/4W 22K
R122	ERDS2TJ272T	1/4W 2.7K	R317-320	ERDS2TJ471	1/4W 470	R411	ERDS2TJ154	1/4W 150K
R124	ERDS2TJ271	1/4W 270	R323-326	ERDS2TJ103	1/4W 10K	R412	ERDS2TJ682T	1/4W 6.8K
R125, 126	ERDS2TJ152	1/4W 1.5K	R327-330	ERDS2TJ102	1/4W 1K	R413	ERDS2TJ105T	1/4W 1M
R127	ERDS2TJ103	1/4W 10K	R331, 332	ERDS2TJ222	1/4W 2.2K	R414	ERDS2TJ273	1/4W 27K
R128	ERDS2TJ820	1/4W 82	R333	ERDS2TJ104	1/4W 100K	R415, 416	ERDS2TJ103	1/4W 10K
R129	ERDS2TJ473	1/4W 47K	R334	ERDS2TJ102	1/4W 1K	R417	ERDS2TJ122	1/4W 1.2K
R130	ERDS2TJ103	1/4W 10K	R335	ERDS2TJ104	1/4W 100K	R418	ERDS2TJ102	1/4W 1K
R132	ERDS2TJ103	1/4W 10K	R336	ERDS2TJ223	1/4W 22K	R419	ERDS2TJ105T	1/4W 1M
R133-137	ERDS2TJ102	1/4W 1K	R337, 338	ERDS2TJ391	1/4W 390	R420	ERDS2TJ472	1/4W 4.7K
R138	ERDS2TJ103	1/4W 10K	R339, 340	ERDS2TJ122	1/4W 1.2K	R421	ERDS2TJ102	1/4W 1K
R139, 140	ERDS2TJ272T	1/4W 2.7K	R341, 342	ERDS2TJ104	1/4W 100K	R422	ERDS2TJ105T	1/4W 1M
R141, 142	ERDS2TJ102	1/4W 1K	R343	ERDS2TJ105T	1/4W 1M	R423	ERDS2TJ472	1/4W 4.7K
R143, 144	ERDS2TJ222	1/4W 2.2K	R344	ERDS2TJ102	1/4W 1K	R424, 425	ERDS2TJ222	1/4W 2.2K
R145, 146	ERDS2TJ102	1/4W 1K	R345, 346	ERDS2TJ104	1/4W 100K	R427	ERDS2TJ104	1/4W 100K
R147, 148	ERDS2TJ474	1/4W 470K	R347, 348	ERDS2TJ102	1/4W 1K	R429	ERDS2TJ471	1/4W 470
R149	ERDS2TJ680T	1/4W 68	R349	ERDS2TJ104	1/4W 100K	R430	ERDS2TJ332	1/4W 3.3K
R171, 172	ERDS2TJ102	1/4W 1K	R350	ERDS2TJ105T	1/4W 1M	R431 Δ	ERDS1FVJ101T	1/2W 100
R173	ERDS2TJ471	1/4W 470	R351	ERDS2TJ222	1/4W 2.2K	R433, 434	ERDS2TJ102	1/4W 1K
R175	ERDS2TJ102	1/4W 1K	R352	ERDS2TJ182	1/4W 1.8K	R441	ERDS2TJ472	1/4W 4.7K
R176	ERDS2TJ391	1/4W 390	R353, 354	ERDS2TJ102	1/4W 1K	R451	ERDS2TJ102	1/4W 1K
R201, 202	ERDS2TJ102	1/4W 1K	R355, 356	ERDS2TJ104	1/4W 100K	R452	ERDS2TJ682T	1/4W 6.8K
R203, 204	ERDS2TJ473	1/4W 47K	R357	ERDS2TJ105T	1/4W 1M	R453	ERDS2TJ123	1/4W 12K
R205, 206	ERDS2TJ331	1/4W 330	R358	ERDS2TJ822	1/4W 8.2K	R454	ERDS2TJ562	1/4W 5.6K
R207, 208	ERDS2TJ221	1/4W 220	R359, 360	ERDS2TJ224T	1/4W 220K	R455	ERDS2TJ682T	1/4W 6.8K
R209, 210	ERDS2TJ184T	1/4W 180K	R361	ERDS2TJ102	1/4W 1K	R506	ERDS2TJ152	1/4W 1.5K
R211, 212	ERDS2TJ123	1/4W 12K	R362	ERDS2TJ223	1/4W 22K	R507	ERDS2TJ331	1/4W 330
R213, 214	ERDS2TJ680T	1/4W 68	R363, 364	ERDS2TJ473	1/4W 47K	R508, 509	ERDS2TJ682T	1/4W 6.8K
R215, 216	ERDS2TJ272T	1/4W 2.7K	R365	ERDS2TJ102	1/4W 1K	R511, 512	ERDS2TJ122	1/4W 1.2K

Ref. No.	Part No.	Values & Remarks	Ref. No.	Part No.	Values & Remarks	Ref. No.	Part No.	Values & Remarks
R581	ERDS2TJ104	1/4W 100K	R829, 830	ERDS2TJ473	1/4W 47K	R939	ERDS2TJ101	1/4W 100
R582	ERDS2TJ102	1/4W 1K	R831, 832	ERDS2TJ183T	1/4W 18K	R940, 941	ERDS2TJ393	1/4W 39K
R601, 602	ERD2FCVJ4R7T	1/4W 4.7	R833, 834	ERDS2TJ333	1/4W 33K	R942	ERDS2TJ562	1/4W 5.6K
R603, 604	ERDS2TJ102	1/4W 1K	R835, 836	ERDS2TJ222	1/4W 2.2K	R943	ERDS2TJ223	1/4W 22K
R605	ERDS2TJ101	1/4W 100	R837, 838	ERDS2TJ332	1/4W 3.3K	R944	ERDS2TJ473	1/4W 47K
R606, 607	ERDS2TJ393	1/4W 39K	R839, 840	ERDS2TJ103	1/4W 10K	R945, 946	ERDS2TJ102	1/4W 1K
R609	ERD25FJ2R2	1/4W 2.2	R841, 842	ERDS2TJ104	1/4W 100K	R947, 948	ERDS2TJ103	1/4W 10K
R610	ERDS2TJ332	1/4W 3.3K	R843, 844	ERDS2TJ222	1/4W 2.2K	R949	ERDS2TJ472	1/4W 4.7K
R612	ERDS2TJ472	1/4W 4.7K	R845	ERDS2TJ102	1/4W 1K	R950	ERDS2TJ102	1/4W 1K
R613, 614	ERDS2TJ682T	1/4W 6.8K	R846	ERDS2TJ391	1/4W 390	R951	ERDS2TJ104	1/4W 100K
R615	ERDS2TJ103	1/4W 10K	R847, 848	ERDS2TJ102	1/4W 1K	R952, 953	ERDS2TJ102	1/4W 1K
R616	ERD25FVJ4R7T	1/4W 4.7	R849	ERDS2TJ391	1/4W 390	R954	ERDS2TJ101	1/4W 100
R621, 622	ERDS2TJ151	1/4W 150	R850	ERDS2TJ105T	1/4W 1M	R955	ERDS2TJ824	1/4W 820K
R623, 624	ERDS2TJ682T	1/4W 6.8K	R851, 852	ERDS2TJ102	1/4W 1K	R956	ERDS2TJ101	1/4W 100
R631-634	ERDS2TJ102	1/4W 1K	R853, 854	ERDS2TJ223	1/4W 22K	R957	ERDS2TJ102	1/4W 1K
R635, 636	ERDS2TJ222	1/4W 2.2K	R855, 856	ERDS2TJ102	1/4W 1K	R958	ERDS2TJ471	1/4W 470
R637	ERDS2TJ100	1/4W 10	R857, 858	ERDS2EJ121	1/4W 120	R959	ERDS2TJ103	1/4W 10K
R638	ERDS2TJ152	1/4W 1.5K	R859	ERDS2TJ472	1/4W 4.7K	R960	ERDS2TJ472	1/4W 4.7K
R641, 642	ERDS2TJ471	1/4W 470	R860	ERDS2TJ102	1/4W 1K	R961	ERDS2TJ103	1/4W 10K
R646	ERDS2TJ562	1/4W 5.6K	R861	ERDS2TJ105T	1/4W 1M	R962	ERDS2TJ473	1/4W 47K
R647	ERDS2TJ123	1/4W 12K	R862	ERDS2TJ472	1/4W 4.7K	R963-965	ERDS2TJ472	1/4W 4.7K
R651-654	ERDS2TJ2R2T	1/4W 2.2	R863-865	ERDS2TJ473	1/4W 47K	R966	ERDS2TJ123	1/4W 12K
R655	ERDS2TJ102	1/4W 1K	R866-868	ERDS2TJ102	1/4W 1K	R967	ERDS2TJ472	1/4W 4.7K
R656	ERDS2TJ221	1/4W 220	R871, 872	ERDS2TJ4R7T	1/4W 4.7	R968, 969	ERDS2TJ152	1/4W 1.5K
R671	ERDS2TJ102	1/4W 1K	R873	ERD2FCVJ4R7T	1/4W 4.7	R971	ERDS2TJ104	1/4W 100K
R701, 702	ERDS2TJ103	1/4W 10K	R874, 875	ERDS2TJ221	1/4W 220	R972	ERDS2TJ820	1/4W 82
R703, 704	ERDS2TJ822	1/4W 8.2K	R901	ERDS2TJ821	1/4W 820	R973	ERDS2TJ151	1/4W 150
R705, 706	ERDS2TJ332	1/4W 3.3K	R902	ERDS2TJ102	1/4W 1K	R974, 975	ERDS2TJ473	1/4W 47K
R707, 708	ERDS2TJ472	1/4W 4.7K	R903	ERDS2TJ122	1/4W 1.2K	R976	ERDS2TJ272T	1/4W 2.7K
R709, 710	ERDS2TJ103	1/4W 10K	R904	ERDS2TJ152	1/4W 1.5K	R977	ERDS2TJ102	1/4W 1K
R711, 712	ERDS2TJ822	1/4W 8.2K	R905	ERDS2TJ182	1/4W 1.8K	R978-992	ERDS2TJ104	1/4W 100K
R718	ERDS2TJ680T	1/4W 68	R906	ERDS2TJ222	1/4W 2.2K	R993-995	ERDS2TJ102	1/4W 1K
R719, 720	ERDS2TJ750	1/4W 75	R907	ERDS2TJ332	1/4W 3.3K	R996	ERDS2TJ101	1/4W 100
R721	ERDS2TJ680T	1/4W 68	R908	ERDS2TJ223	1/4W 22K	R997-999	ERDS2TJ102	1/4W 1K
R722, 723	ERDS2TJ102	1/4W 1K	R909	ERDS2TJ103	1/4W 10K			
R724	ERDS2TJ103	1/4W 10K	R910	ERDS2TJ821	1/4W 820			CAPACITORS
R726, 727	ERDS2TJ103	1/4W 10K	R911	ERDS2TJ102	1/4W 1K			
R801, 802	ERDS2TJ392T	1/4W 3.9K	R912	ERDS2TJ122	1/4W 1.2K	C1	ECBT1H5R6KC5	50V 5.6P
R803-806	ERDS2TJ222	1/4W 2.2K	R913	ERDS2TJ152	1/4W 1.5K	C2	RCBS1H102KBY	50V 1000P
R807, 808	ERDS2TJ104	1/4W 100K	R914	ERDS2TJ182	1/4W 1.8K	C3	ECBT1H2R2JC5	50V 2.2P
R809, 810	ERDS2TJ102	1/4W 1K	R915	ERDS2TJ222	1/4W 2.2K	C4	ECBT1H181KB5	50V 180P
R811	ERDS2TJ105T	1/4W 1M	R916-919	ERDS2TJ103	1/4W 10K	C5	ECBT1H5R6KC5	50V 5.6P
R813	ERDS2TJ472	1/4W 4.7K	R920-922	ERDS2TJ102	1/4W 1K	C6	ECBT1H3R3KC5	50V 3.3P
R814-816	ERDS2TJ332	1/4W 3.3K	R923	ERDS2TJ391	1/4W 390	C7	ECBT1H4R7KC5	50V 4.7P
R817	ERDS2TJ333	1/4W 33K	R924	ERDS2TJ102	1/4W 1K	C8	ECBT1H3R3KC5	50V 3.3P
R818	ERDS2TJ183T	1/4W 18K	R925	ERDS2TJ221	1/4W 220	C9	ECBT1H2R2JC5	50V 2.2P
R819, 820	ERDS2TJ102	1/4W 1K	R926	ERDS2TJ101	1/4W 100	C10	ECBT1H180J5	50V 18P
R821	ERDS2TJ473	1/4W 47K	R927-933	ERDS2TJ102	1/4W 1K	C11	RCBS1H102KBY	50V 1000P
R822	ERDS2TJ334	1/4W 330K	R934	ERDS2TJ101	1/4W 100	C101	ECBT1C103NS5	16V 0.01U
R823	ERDS2TJ102	1/4W 1K	R935	ERDS2TJ102	1/4W 1K	C103	ECBT1C103NS5	16V 0.01U
R824	ERDS2TJ105T	1/4W 1M	R936	ERDS2TJ101	1/4W 100	C104, 105	ECBT1H102KB5	50V 1000P
R828	ERDS2TJ222	1/4W 2.2K	R938	ERDS2TJ102	1/4W 1K	C106	ECBT1C103NS5	16V 0.01U

Ref. No.	Part No.	Values & Remarks	Ref. No.	Part No.	Values & Remarks	Ref. No.	Part No.	Values & Remarks
C107	ECBT1H473ZF5	50V 0.047U	C303	ECBT1E103ZF	25V 0.01U	C455	RCE1KA100BG	16V 10U
C108	ECBT1H8R2KC5	50V 8.2P	C304	ECFR1C473KR	16V 0.047U	C509	ECBT1E103ZF	25V 0.01U
C109, 110	ECBT1C103NS5	16V 0.01U	C305, 306	RCE1KA100BG	16V 10U	C510	RCE1KA101BG	10V 100U
C111	ECEA1EKA4R7B	25V 4.7U	C307-310	ECFR1C104KR	16V 0.1U	C551, 552	ECBT1H331KB5	50V 330P
C112	ECBT1C103NS5	16V 0.01U	C311, 312	ECFR1C123KR	16V 0.012U	C553, 554	ECBT1E103ZF	25V 0.01U
C113	ECBT1H102KB5	50V 1000P	C313, 314	ECFR1C153KR	16V 0.015U	C581, 582	ECBT1H104ZF5	50V 0.1U
C114	RCE1HKA3R3BG	50V 3.3	C315, 316	ECBT1C332KR5	16V 3300P	C601, 602	ECKT1H223ZF	50V 0.022U
C115	ECEA1EKA4R7B	25V 4.7U	C317, 318	ECEA1HKAR15B	50V 0.15U	C603	ECA1EM222B	25V 2200U
C116	ECBT1C822KS5	16V 8200P	C319, 320	ECFR1C104KR	16V 0.1U	C604	RCE1EM471BV	25V 470U
C117	ECQB1H102JF3	50V 1000P	C321	ECBT1E103ZF	25V 0.01U	C605, 606	ECBT1E103ZF	25V 0.01U
C118, 119	ECFR1C103KR	16V 0.01U	C322	ECFR1C473KR	16V 0.047U	C607	RCE1KA100BG	16V 10U
C120, 121	ECEA1HKA010B	50V 1U	C323	ECFR1C103KR	16V 0.01U	C608	RCE1CM101BV	16V 100U
C122	ECEA1HKA2R2B	50V 2.2U	C335, 336	RCE1KA100BG	16V 10U	C609	ECBT1H102KB5	50V 1000P
C123	ECEA1HKA010B	50V 1U	C337-340	RCE1KA220BG	16V 22U	C610, 611	ECBT1H104ZF5	50V 0.1U
C124	ECBT1H102KB5	50V 1000P	C341, 342	ECEA1AKN100B	10V 10U	C612	RCE1EM471BV	25V 470U
C125	ECBT1H150JC5	50V 15P	C343	RCE1KA100BG	16V 10U	C613	ECBT1E103ZF	25V 0.01U
C126	ECBT1H473ZF5	50V 0.047U	C344, 345	ECBT1H470J5	50V 47P	C614	RCE1KA100BG	16V 10U
C127	RCE1KA220BG	16V 22U	C346	RCE1KA100BG	16V 10U	C615	ECEA1EKA101B	25V 100U
C128	ECBT1H102KB5	50V 1000P	C347	ECEA1CN100SB	16V 10U	C616, 617	ECA1HM470B	50V 47U
C129, 130	RCE0JKA101BV	6.3V 100U	C348	ECEA1CKA330B	16V 33U	C618	ECA1JM470B	63V 47U
C132	ECBT1H102KB5	50V 1000P	C349	RCE1HKA3R3BG	50V 3.3U	C619	ECBT1E103ZF	25V 0.01U
C133, 134	ECBT1H270JU5	50V 27P	C350	RCE0JKA470BG	6.3V 47U	C620	RCE1VKA100BG	35V 10U
C135, 136	ECBT1C103KS5	16V 0.01U	C351, 352	RCE1KA100BG	16V 10U	C622	RCE1VKA100BG	35V 10U
C137, 138	ECBT1H561KB5	50V 560P	C353, 354	ECBT1H101KB5	50V 100P	C631-636	ECBT1H101KB5	50V 100P
C139, 140	ECBT1C562KR5	16V 5600P	C355	ECEA1CKA330B	16V 33U	C637	ECBT1H102KB5	50V 1000P
C141-144	ECEA1HKA010B	50V 1U	C356	ECBT1H104ZF5	50V 0.1U	C638	ECBT1H101KB5	50V 100P
C145	ECBT1H220JC5	50V 22P	C357	RCE1CM101BV	16V 100U	C651, 652	ECBT1H104ZF5	50V 0.1U
C148	ECBT1C103NS5	16V 0.01U	C361, 362	ECBT1H221KB5	50V 220P	C653	ECBT1H102KB5	50V 1000P
C149	ECBT1H104ZF5	50V 0.1U	C365	RCE0JKA470BG	6.3V 47U	C654	ECBT1H104ZF5	50V 0.1U
C171, 172	ECBT1H102KB5	50V 1000P	C391, 392	RCE1CM101BV	16V 100U	C655	RCE1CM101BV	16V 100U
C173	RCE1KA220BG	16V 22U	C393, 394	ECBT1H102KB5	50V 1000P	C701-706	ECBT1H101KB5	50V 100P
C174	RCE1KA100BG	16V 10U	C401	ECEA1HKA010B	50V 1U	C707	ECBT1H102KB5	50V 1000P
C196	ECBT1H102KB5	50V 1000P	C402	ECFR1C223KR	16V 0.022U	C709	ECBT1H470J5	50V 47P
C201, 202	ECBT1H180J5	50V 18P	C403	ECBT1C222KR5	16V 2200P	C711	ECBT1H470J5	50V 47P
C203, 204	ECBT1H151KB5	50V 150P	C404	ECFR1C683KR	16V 0.068U	C712, 713	ECBT1H104ZF5	50V 0.1U
C205, 206	ECBT1H102KB5	50V 1000P	C406, 407	ECEA1HKNR33B	50V 0.33U	C714, 715	RCE1KA100BG	16V 10U
C207, 208	RCE1AKA330BG	10V 33U	C408	ECFR1C683KR	16V 0.068U	C716, 717	ECBT1H104ZF5	50V 0.1U
C209, 210	ECBT0J223MS5	6.3V 0.022U	C409	ECFR1C223KR	16V 0.022U	C722, 723	RCE1KA100BG	16V 10U
C211, 212	ECBT1C682KR5	16V 6800P	C410	ECBT1C222KR5	16V 2200P	C801	ECFR1C223KR	16V 0.022U
C213, 214	RCE1KA100BG	16V 10U	C411	ECFR1C333KR	16V 0.033U	C802	ECFR1E473KR	25V 0.047U
C215	ECBT1E103ZF	25V 0.01U	C412	RCE1KA100BG	16V 10U	C803	RCE0JKA221BV	6.3V 220U
C216	RCE1CM101BV	16V 100U	C413	RCE1KA470BG	16V 47U	C804-807	RCE1KA100BG	16V 10U
C217	ECBT1E103ZF	25V 0.01U	C415	ECBT1H104ZF5	50V 0.1U	C808	RCE0JKA221BV	6.3V 220U
C218	RCE1AKA101BG	10V 100U	C416	RCE1KA101BG	16V 100U	C809, 810	ECEA1HKA010B	50V 1U
C219-222	ECBT1H101KB5	50V 100P	C417	ECFR1C153KR	16V 0.015U	C811, 812	ECQB1H104JM3	50V 0.1U
C223, 224	ECBT1H104ZF5	50V 0.1U	C418	ECFR1C333KR	16V 0.033U	C813	RCE1HKAR47BG	50V 0.47U
C225-227	ECBT1H470J5	50V 47P	C419-421	RCE1KA100BG	16V 10U	C814	ECEA1HKA4R7B	35V 4.7U
C231, 232	ECBT1E103ZF	25V 0.01U	C422	ECBT1E103ZF	25V 0.01U	C815	RCE1HKAR47BG	50V 0.47U
C233, 234	ECBT1H102KB5	50V 1000P	C423	RCE1KA100BG	16V 10U	C816	RCEA1VKA4R7B	35V 4.7U
C235, 236	ECBT1H101KB5	50V 100P	C431	ECBT1H122KB5	50V 120P	C817	ECEA1HKAR15B	50V 0.15U
C251	RCE1CKA470BG	16V 47U	C432	ECBT1H471KB5	50V 470P	C818	RCE1HKA3R3BG	50V 3.3U
C30L, 302	ECBT1H470J5	50V 47P	C451-453	ECEA1HKA010B	50V 1U	C819, 820	ECQB1H154JM3	50V 0.15U

Ref. No.	Part No.	Values & Remarks	Ref. No.	Part No.	Values & Remarks
C821	RCE1HKA3R3BG	50V 3. 3U	C908	ECBT1E103ZF	25V 0. 01U
C822	ECEA1HKAR15B	50V 0. 15U	C909	ECEA1HKA2R2B	50V 2. 2U
C823	ECEA1VKA4R7B	35V 4. 7U	C910	RCE1CKA100BG	16V 10U
C824	RCE1HKAR47BG	50V 0. 47U	C911	ECBT1H270JU5	50V 27P
C825	ECEA1VKA4R7B	35V 4. 7U	C912	ECBT1H220GC5	50V 22P
C826	RCE1HKAR47BG	50V 0. 47U	C913	ECBT1H104ZF5	50V 0. 1U
C827, 828	ECQV1H104JM3	50V 0. 1U	C915	ECBT1E103ZF	25V 0. 01U
C829	RCE1CKA470BG	16V 47U	C916, 917	ECEA1HKA010B	50V 1U
C830	ECQV1H474JM3	50V 0. 47U	C918	ECBT1H104ZF5	50V 0. 1U
C831	ECBA1H681KB5	50V 680P	C919	RCE0JU102BV	6. 3V 1000U
C832	ECBT1H560J5	50V 56P	C920	ECBT1E103ZF	25V 0. 01U
C833, 834	ECBT1H101KB5	50V 100P	C921	ECA0JKF101B	6. 3V 100U
C835	ECEA1HKA2R2B	50V 2. 2U	C923	RCE0JKA221BV	6. 3V 220U
C836	ECEA1HKA010B	50V 1U	C924-926	ECBT1H102KB5	50V 1000P
C837	RCE1CKA101BV	16V 100U	C927	ECBT1C105ZF5	16V 1U
C838	ECBT1E223ZF	25V 0. 022U			
C839	ECA1AM471B	10V 470U			
C840	RCE1CKA220BG	16V 22U			
C841, 842	RCE1HKA3R3BG	50V 3. 3U			
C843, 844	RCE1CKA220BG	16V 22U			
C845	RCE0JKA221BV	6. 3V 220U			
C846	ECEA1HKA010B	50V 1U			
C847	ECQB1H393JF3	50V 0. 039U			
C848	ECFR1E152KR	25V 1500P			
C849	ECQM1H333JZ	50V 0. 033U			
C850	RCE1CKA101BV	16V 100U			
C851	ECBT1E223ZF	25V 0. 022U			
C852	ECBA1H681KB5	50V 680P			
C853, 854	RCE1HKA3R3BG	50V 3. 3U			
C855-858	ECBT1E103ZF	25V 0. 01U			
C859, 860	ECBT1H101KB5	50V 100P			
C861, 862	RCE1CKA100BG	16V 10U			
C863-866	RCE1CKA220BG	16V 22U			
C867, 868	RCE1CKA100BG	16V 10U			
C869	ECEA1CKA330B	16V 33U			
C870	RCE1CKA100BG	16V 10U			
C871, 872	ECBT1H470J5	50V 47P			
C873	RCE0JKA470BG	6. 3V 47U			
C875, 876	RCE1CKA100BG	16V 10U			
C877	RCE0JKA470BG	6. 3V 47U			
C878	ECBT1E103ZF	25V 0. 01U			
C880	RCE1AKA101BG	10V 100U			
C881	ECA1CM221B	16V 220U			
C882	RCE1CKA101BV	16V 100U			
C887	ECBT1H102KB5	50V 1000P			
C888, 889	ECBT1H221KB5	50V 220P			
C891	ECEA1AN101XB	10V 100U			
C892	ECBT1H221KB5	50V 220P			
C893	ECBT1E223ZF	25V 0. 022U			
C901-904	ECBT1H471KB5	50V 470P			
C905, 906	ECBT1H102KB5	50V 1000P			
C907	ECBT1H104ZF5	50V 0. 1U			

Ref. No.	Part No.	Part Name & Description	Remarks
		CABINET PARTS	
1	RQMD302-K	CABINET	
2	RHD30007-K1	SCREW	
3	XTB3+8JFZ	SCREW	
4	RGR0216B-A1	REAR PANEL	(E, EG)
4	RGR0216B-C1	REAR PANEL	(GC)
5	RFKJTVCG910-K	BOTTOM BOARD ASS'Y	
5-1	RKA0011-3	FOOT	
6	RMN0059	HOLDER	
7	RMN0195	SPACER	
8	RMN0319	FL. HOLDER	
9	RFKGTCH730EK	FRONT PANEL ASS'Y	(E, GC)
9	RFKGTCH730EG	FRONT PANEL ASS'Y	(EG)
9-1	RKWO393D-Y	FL. PANEL	(E, EG)
9-1	RKWO393B-Y	FL. PANEL	(GC)
10	RGL0284-Q	PANEL LIGHT	
11	REZ0777	FLAT CABLE (2P)	
12	XTB3+16JFZ	SCREW	
13	XTBS26+8J	SCREW	
14	SHE185-2	P. C. B. SPACER	
15	SNE2123	GND SCREW	
16	XTB3+8JFZ1	SCREW	
17	RFKNTCH530EA	BUTTON, SELECTOR	
18	RFKNTCH530EB	BUTTON, BAND	
19	RFKNTCH530EC	BUTTON, MULTI	
20	RMN0337	HOLDER	(GC)
21	REZ0813	FLAT CABLE (6P) (FW701)	

Cabinet Parts Location

