


# Service Manual

Stereo Control Amplifier

Amplifier

## SU-C1000



**Colour**

(K) : Black

**Areas**

Suffix for Model No.	Area	Colour
(P)	U.S.A.	(K)
(E)	Europe	
(EB)	Britain	
(EG)	Germany and Italy	

[for (P) area code model only]

### Specifications (IHF '78)

Total harmonic distortion Vol. Max 20 Hz - 20 kHz	0.01 %
Input sensitivity/impedance	
PHONO "MM"	2.5 mV/47 kΩ
"MC"	170 μV/220 Ω
TUNER, CD, AUX, TAPE 1, TAPE 2/DCC	200 mV/22 kΩ
Phono maximum input voltage (1 kHz, RMS)	
"MM"	130 mV (IHF '66)
"MC"	10 mV (IHF '66)
S/N	
PHONO "MM"	78 dB (85 dB, IHF '66)
"MC"	64 dB (S = 250 μV, 66 dB, IHF '66)
TUNER, CD, AUX, TAPE 1, TAPE 2/DCC	91 dB (100 dB, IHF '66)
Frequency response	
PHONO "MM"	RIAA standard curve ± 0.8 dB (30 Hz - 15 kHz)
TUNER, CD, AUX, TAPE 1, TAPE 2/DCC	3 Hz - 80 kHz (+0, -3 dB)
	+0 dB, -0.3 dB (20 Hz - 20 kHz)
Tone controls	
BASS	50 Hz, +10 dB, -10 dB
TREBLE	20 kHz, +10 dB, -10 dB
Output voltage	
TAPE 1, TAPE 2 REC OUT	200 mV
PRE OUT	1 V
Channel balance (AUX, 250 Hz - 6.3 kHz)	± 1 dB
Channel separation (AUX, 1 kHz)	50 dB
■ GENERAL	
Power consumption	9 W
Power supply	60 Hz AC, 120 V
Dimensions (W × H × D)	430 × 69.3 × 307 mm (16-15/16" × 2-23/32" × 12-3/32")
Weight	3.3 kg (7.3 lb.)

[for (E), (EB) and (EG) area code model]

### Specifications (DIN 45 500)

Total harmonic distortion Vol. Max 20 Hz - 20 kHz	0.01 %
Input sensitivity/impedance	
PHONO "MM"	2.5 mV/47 kΩ
"MC"	170 μV/220 Ω
TUNER, CD, AUX, TAPE 1, TAPE 2/DCC	200 mV/22 kΩ
Phono maximum input voltage (1 kHz, RMS)	
"MM"	130 mV (IHF '66)
"MC"	10 mV (IHF '66)
S/N	
PHONO "MM"	78 dB (85 dB, IHF '66)
"MC"	64 dB (S = 250 μV, 66 dB, IHF '66)
TUNER, CD, AUX, TAPE 1, TAPE 2/DCC	91 dB (100 dB, IHF '66)
Frequency response	
PHONO "MM"	RIAA standard curve ± 0.8 dB (30 Hz - 15 kHz)
TUNER, CD, AUX, TAPE 1, TAPE 2/DCC	3 Hz - 80 kHz (+0, -3 dB)
	+0 dB, -0.3 dB (20 Hz - 20 kHz)
Tone controls	
BASS	50 Hz, +10 dB, -10 dB
TREBLE	20 kHz, +10 dB, -10 dB
Output voltage	
TAPE 1, TAPE 2 REC OUT	200 mV
PRE OUT	1 V
Channel balance (AUX, 250 Hz - 6.3 kHz)	± 1 dB
Channel separation (AUX, 1 kHz)	50 dB
■ GENERAL	
Power consumption	10 W
Power supply	
For (E) and (EG) areas	50 Hz/60 Hz AC, 230 V
For (EB) area	50 Hz/60 Hz AC, 230 V - 240 V
Dimensions (W × H × D)	430 × 69.3 × 307 mm
Weight	3.3 kg

**Notes:**

- Design and specifications are subject to change without notice.  
Weight and dimensions are approximate.
- Total harmonic distortion is measured by the digital spectrum analyzer.

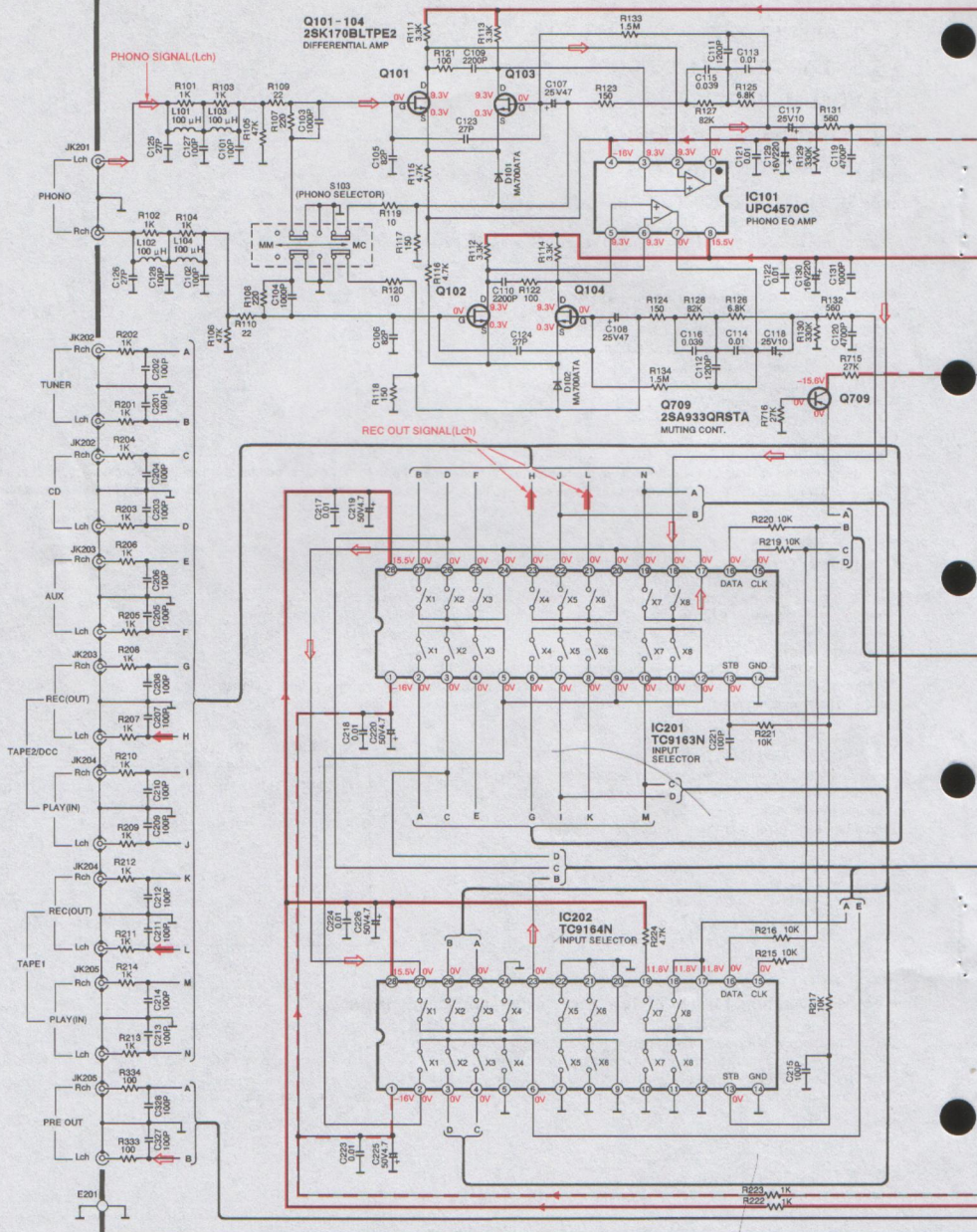
**⚠ WARNING**

This service information is designed for experienced repair technicians only and is not designed for use by the general public. It does not contain warnings or cautions to advise non-technical individuals of potential dangers in attempting to service a product. Products powered by electricity should be serviced or repaired only by experienced professional technicians. Any attempt to service or repair the product or products dealt with in this service information by anyone else could result in serious injury or death.

**Technics**®

© 1995 Matsushita Electric Industrial Co., Ltd.  
All rights reserved. Unauthorized copying and distribution is a violation of law.

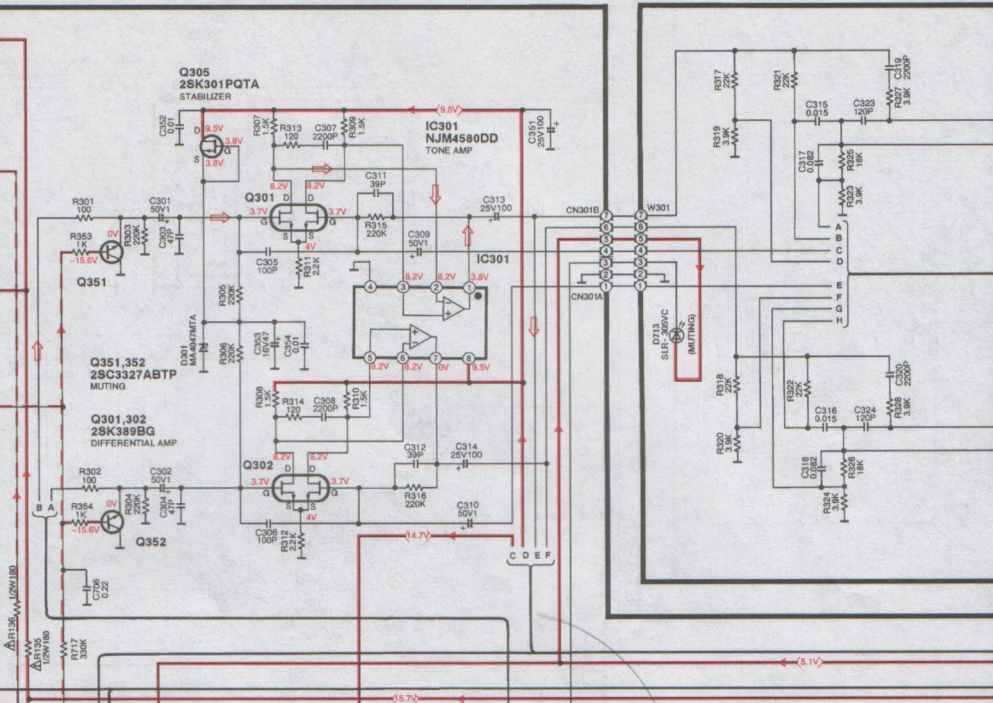
**A** MAIN CIRCUIT (P.C.Board: on page 22)



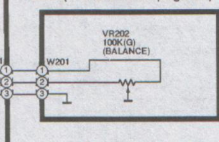
→ : Phono Signal (L-Ch) Line  
 : Positive Voltage Line

→ : Rec Out Signal (L-Ch) Line  
 : Negative Voltage Line

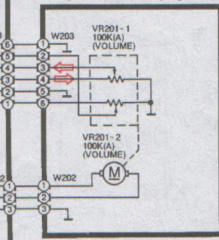
**B** TONE CIRCUIT  
 (P.C.Board: on page 21)



**C** BALANCE LEVEL CIRCUIT  
 (P.C.Board: on page 21)



**D** VOLUME CIRCUIT  
 (P.C.Board: on page 21)



**E** POWER SWITCH CIRCUIT  
 (P.C.Board: on page 21)

