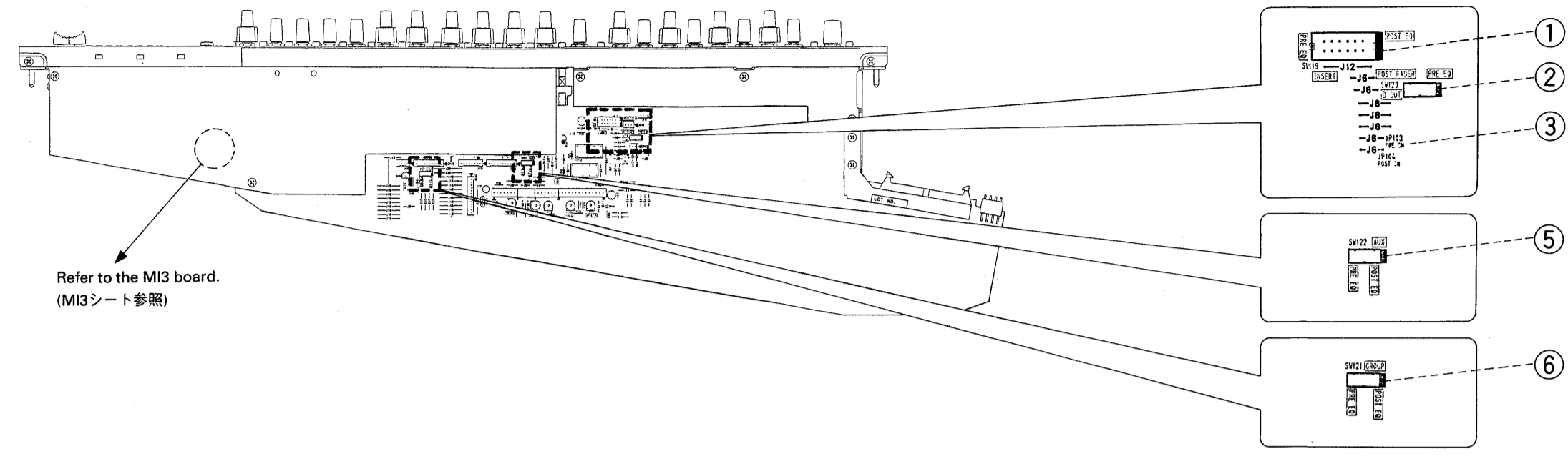


MI1, MI2, MI3 & MI4 CIRCUIT BOARDS

112P4

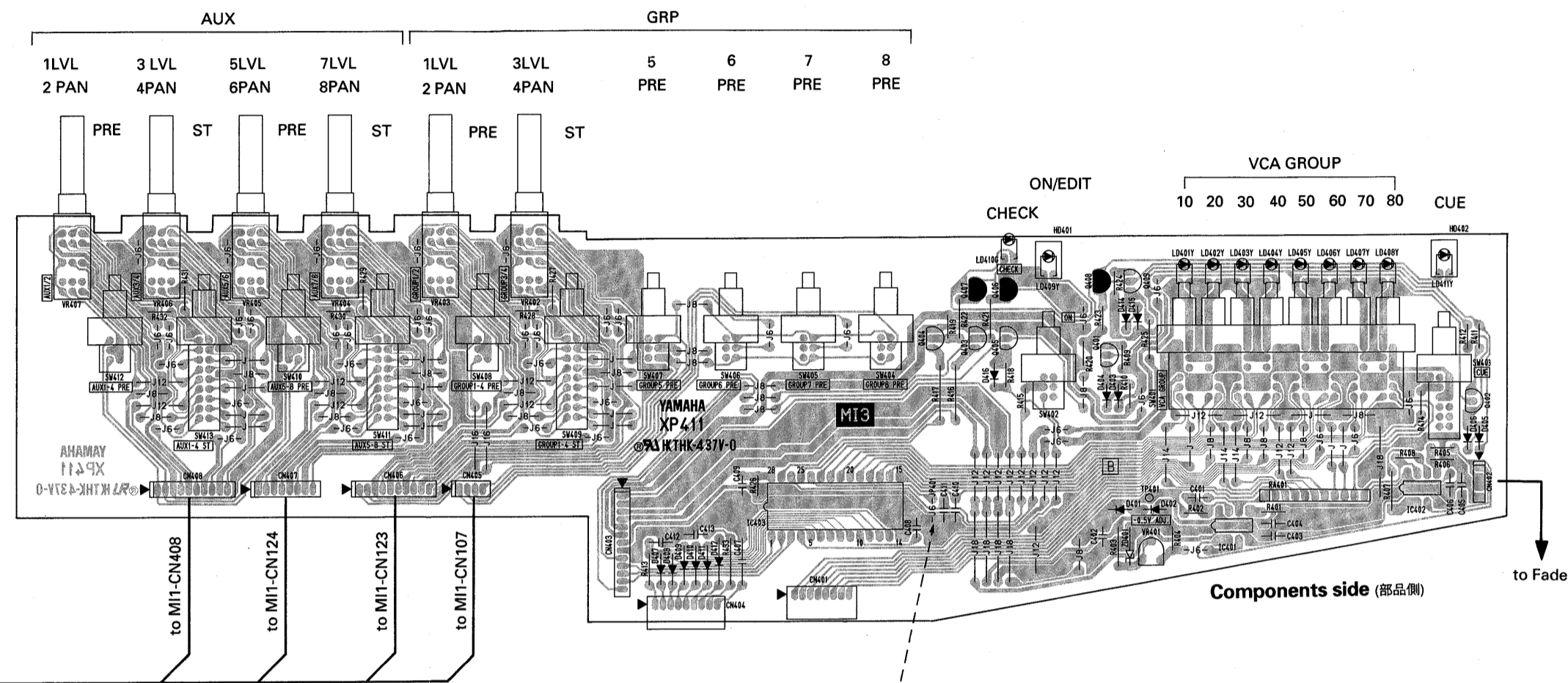
Optional Functions (オプション機能)



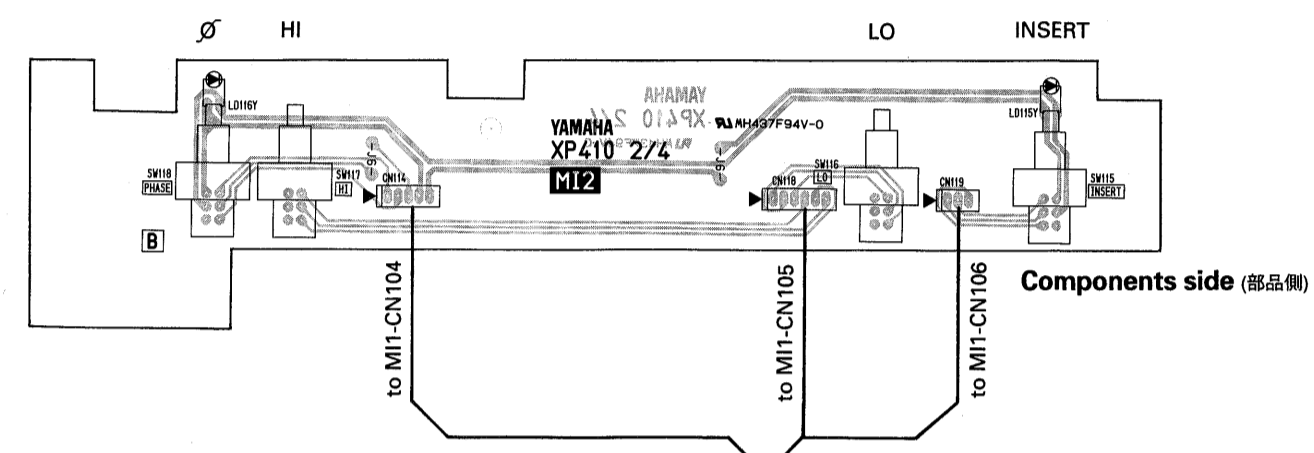
Monitor input modules can have the following settings changed by switches or jumpers mounted on the module boards.

| Setting | Options | Factory setting |
|---------------------|-------------------|-----------------|
| ① Insert I/O | pre-EQ/post-EQ | post-EQ |
| ② Direct out | Pre-EQ/post-fader | pre-EQ |
| ③ Direct out | pre-ON/post-ON | pre-ON |
| ④ Solo safe | solo safe-ON/OFF | solo safe-ON |
| ⑤ Aux 1 through 8 | pre-EQ/post-EQ | post-EQ |
| ⑥ Group 1 through 8 | pre-EQ/post-EQ | post-EQ |

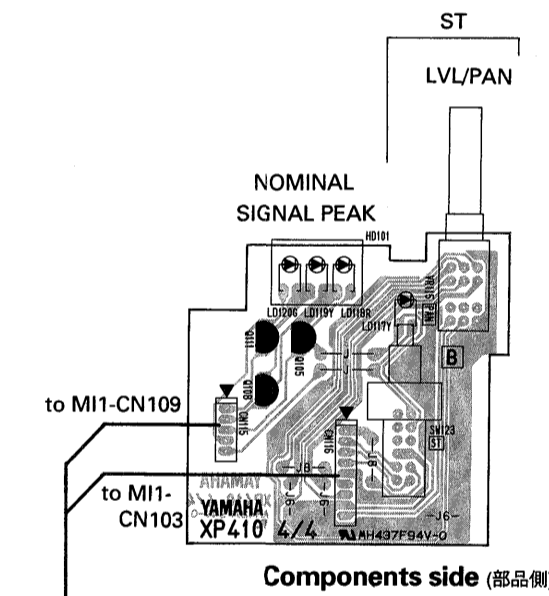
MI3 Circuit Board



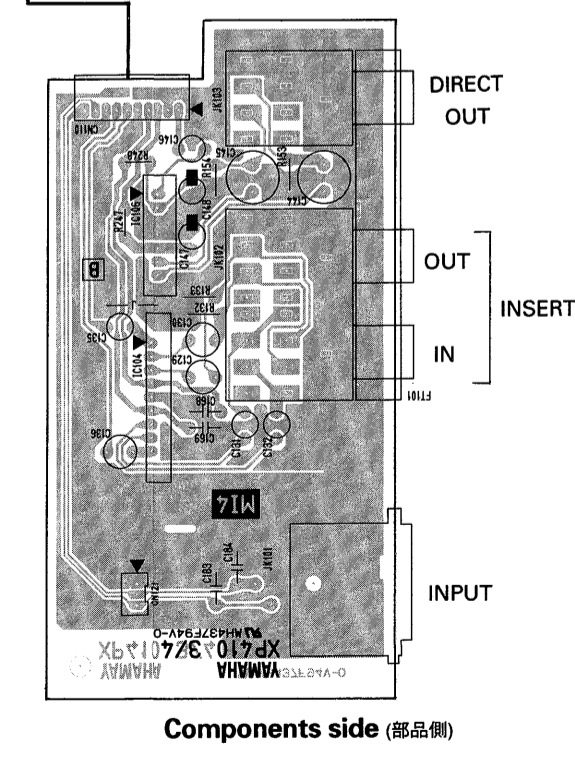
MI2 Circuit Board



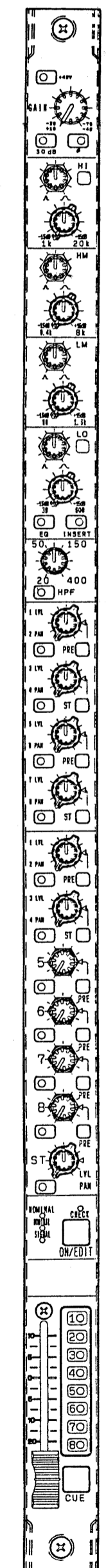
MI1 Circuit Board (4/4)



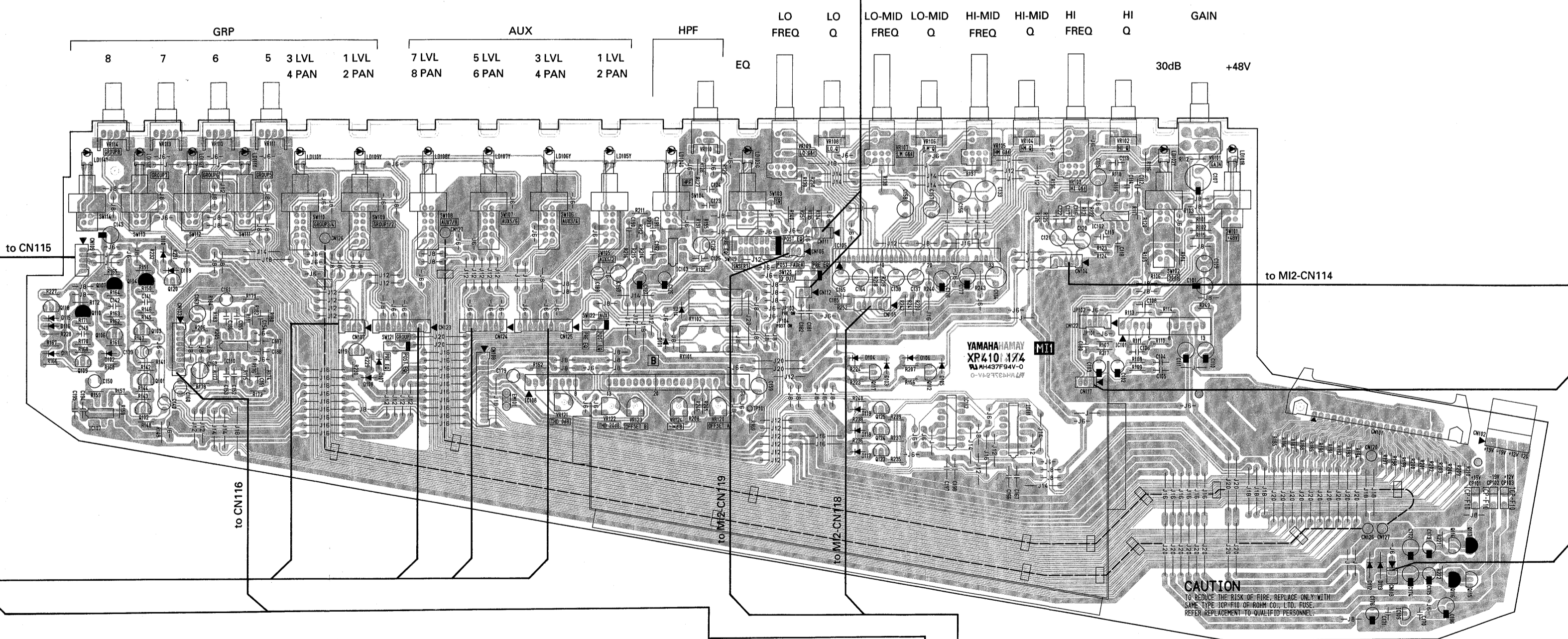
MI4 Circuit Board



MONITOR INPUT module



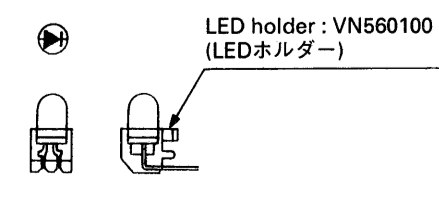
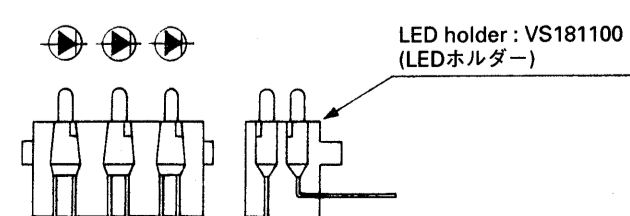
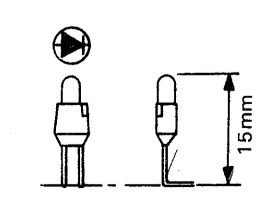
MI1 Circuit Board (1/4)



• LD101-LD117, LD401-LD408, LD410 installing (取付け)

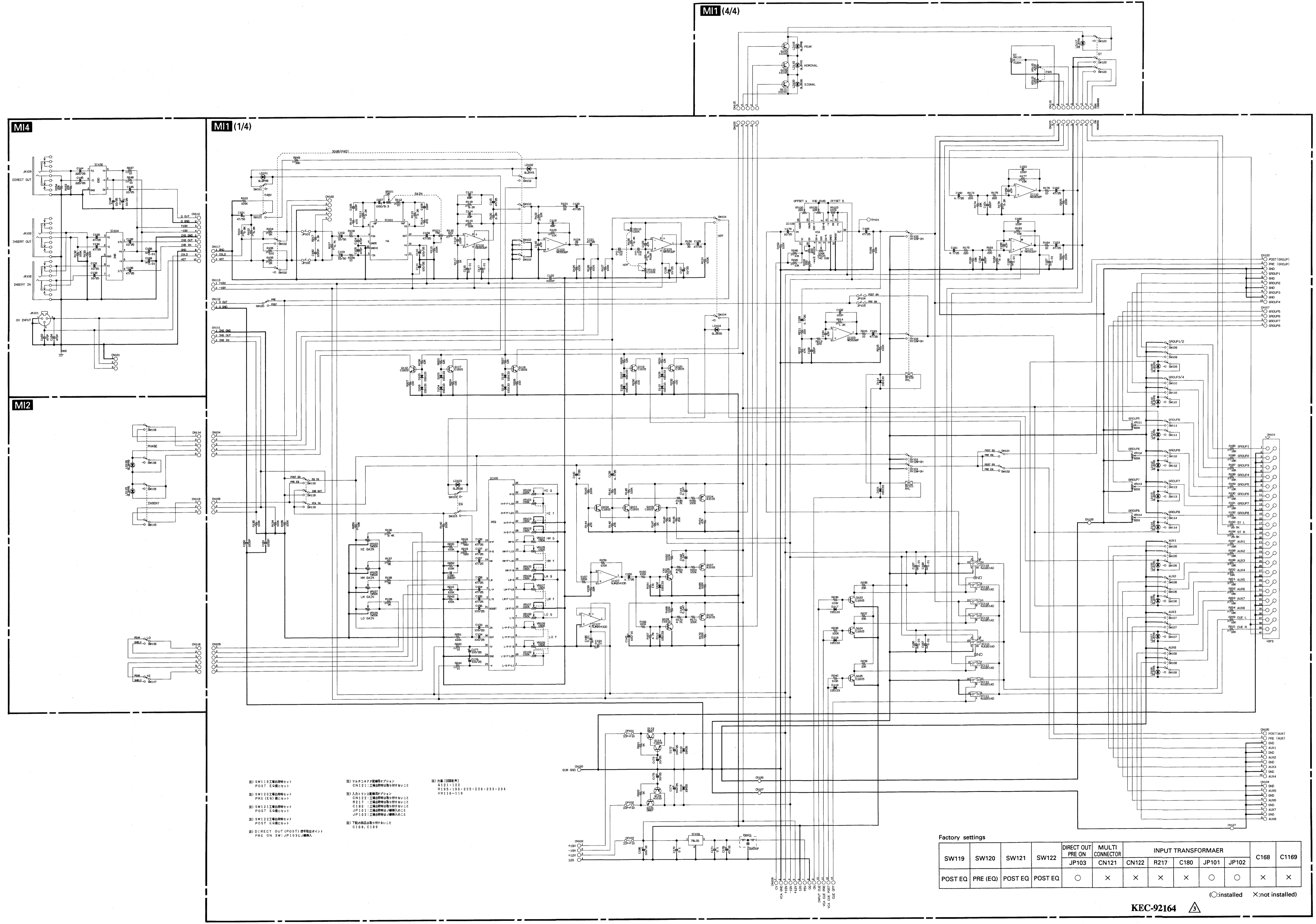
• LD118-LD120 installing (取付け)

• LD409, LD411 installing (取付け)



3NA-VS07710 Δ : MI1
3NA-VS07720 Δ : MI3

MI1, MI2 & MI4 CIRCUIT DIAGRAMS



- ① SW119: 3端子電位器
POST EQ電位器
- ② SW120: 3端子電位器
PRE (EQ)電位器
- ③ SW121: 3端子電位器
POST EQ電位器
- ④ SW122: 3端子電位器
POST EQ電位器
- ⑤ DIRECT OUT (POST) 標準動作はイン
PRE ON SW-JP103Cに導線入
- ⑥ マルチコンタクト型接続オプション
CN121: 工場出荷時標準動作は付かない
- ⑦ 入力トランス接続オプション
CN122: 工場出荷時標準動作は付かない
R217: 工場出荷時標準動作は付かない
C180: 工場出荷時標準動作は付かない
JP101: 工場出荷時標準動作は付かない
JP102: 工場出荷時標準動作は付かない
- ⑧ 下部部品番号は付かない
C168, C169
- ⑨ 部品番号 (部品標準)
Q101-112
R101-118, 223-226, 233-236
VR116-119

Factory settings

| SW119 | SW120 | SW121 | SW122 | DIRECT OUT PRE ON JP103 | MULTI CONNECTOR CN121 | INPUT TRANSFORMER | | | | | | |
|---------|----------|---------|---------|-------------------------------|-----------------------------|-------------------|------|------|-------|-------|------|-------|
| | | | | | | CN122 | R217 | C180 | JP101 | JP102 | C168 | C1169 |
| POST EQ | PRE (EQ) | POST EQ | POST EQ | ○ | × | × | × | × | ○ | ○ | × | × |

○: installed ×: not installed

KEC-92164